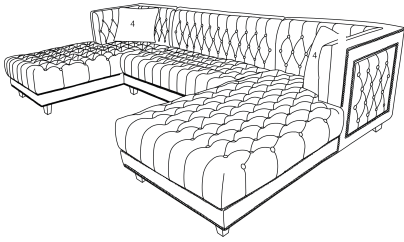



# ASSEMBLY INSTRUCTIONS

## SKU - #631 Sectional

meridian.  
furniture



**+ Do Not Use  
Power Tools**



**+ Suggested  
Adults**



**NOTE:** For questions about parts or assembly please email [support@meridianfurnitureusa.com](mailto:support@meridianfurnitureusa.com) or call us at 718-758-4455.

- 1 Read instructions cover to cover.
- 2 Save all packaging until assembly is completed.

### 1 IMPORTANT SAFETY INFORMATION

**Do not** assemble the product if any of the following parts arrived damaged:

- part # - Left Chaise Base
- part # - Armless Loveseat Base
- part # - Right Chaise Base
- part # - Pillow
- part # - Acrylic leg
- part # - Middle leg

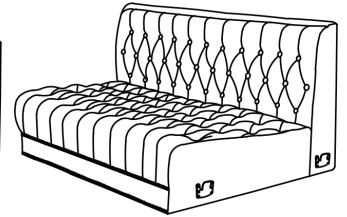
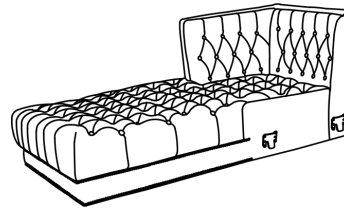
### 2 IMPORTANT ASSEMBLY INFORMATION

**Assembly Step** If loosening persists, please make sure to tighten all the bolts periodically, or use a thread locker adhesive.

### + Parts Included


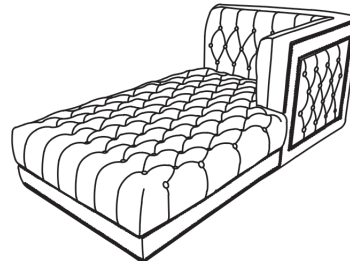
① Left Chaise  
Base 1 pc

② Armless Loveseat  
Base 1 pc



③ Right Chaise  
Base 1 pc

④ Pillow 2 pcs



⑤ Acrylic leg 12 pcs

⑥ Middle leg 2 pcs

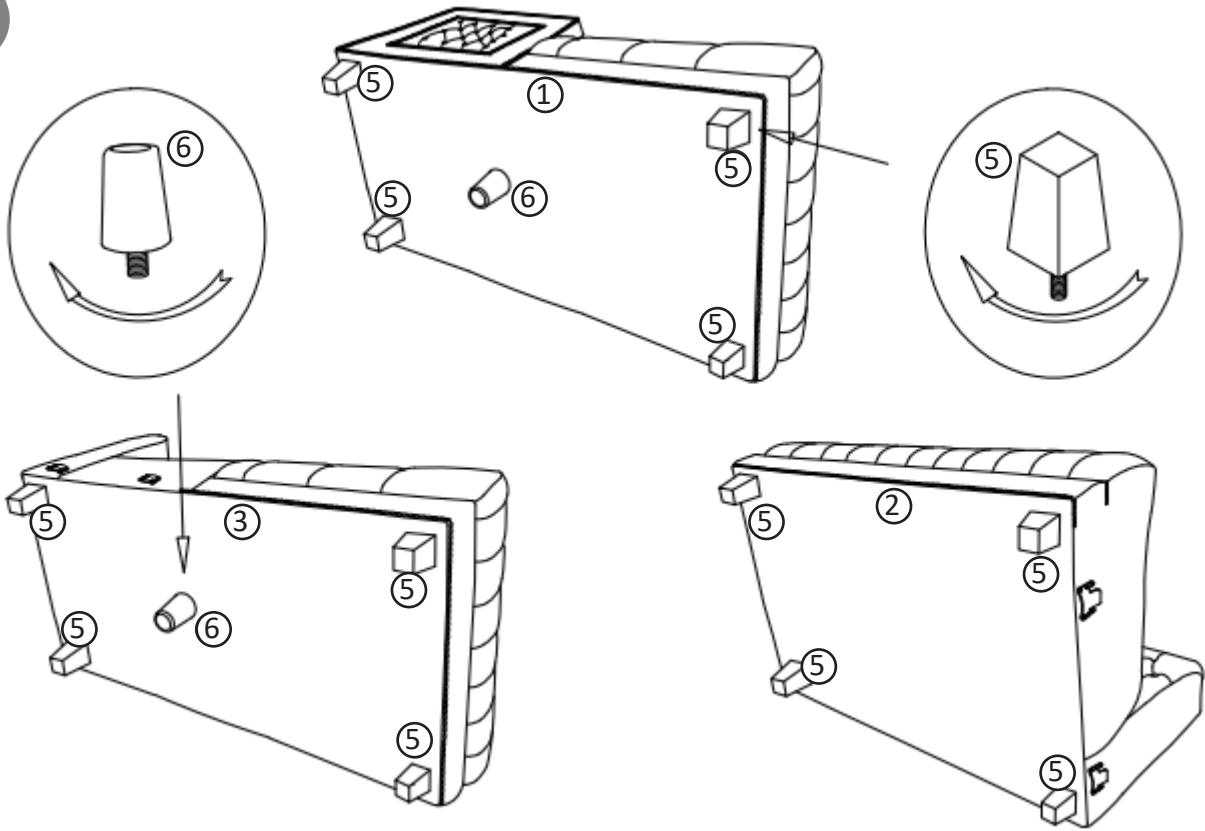


# ASSEMBLY INSTRUCTIONS

SKU - #631 Sectional

meridian.  
furniture

1



2

