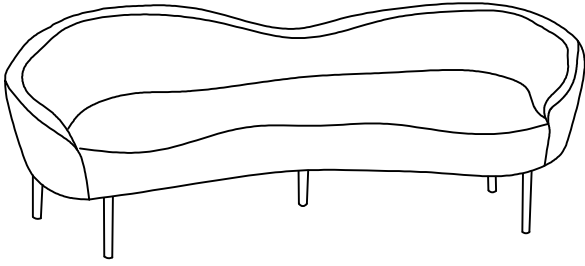


# ASSEMBLY INSTRUCTIONS

## SKU - #477-S

meridian.  
furniture



### + Do Not Use Power Tools



### + Suggested Adults



**NOTE:** For questions about parts or assembly please email [support@meridianfurnitureusa.com](mailto:support@meridianfurnitureusa.com) or call us at 718-758-4455.

- 1 Read instructions cover to cover.
- 2 Save all packaging until assembly is completed.

## 1 IMPORTANT SAFETY INFORMATION

**Do not** assemble the product if any of the following parts arrived damaged:

- part # - Sofa
- part # - Leg

**Do not** assemble if any of the following Hardware parts are missing:

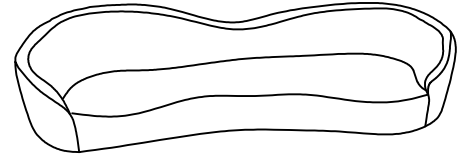
- part # - Allen wrench
- part # - Bolt M8\*25mm
- part # - Washer M8\*16mm

## 2 IMPORTANT ASSEMBLY INFORMATION

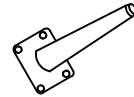
**Assembly Step** If loosening persists, please make sure to tighten all the bolts periodically, or use a thread locker adhesive.

### + Parts Included

- ① Sofa  
1pc



- ② Leg  
5pcs



### + Hardware Included

- A Allen wrench  
1 pc



- B Bolt M8\*25mm  
20pcs



- C Washer M8\*16mm  
20 pcs

