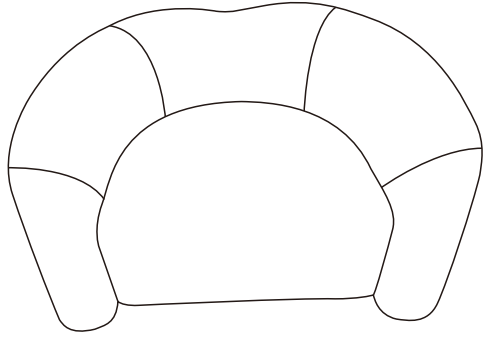


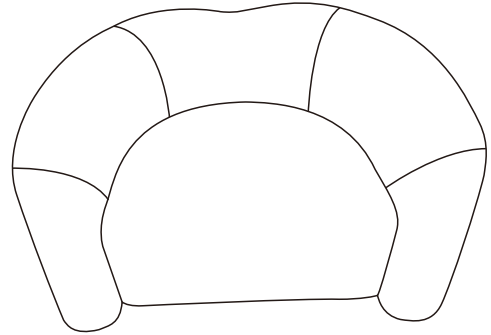
ASSEMBLY INSTRUCTION **meridian.** furniture

SKU-#186-C

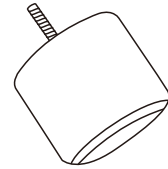


+ Parts Included

① Chair Base



② Leg
4PCS



+ **Do Not Use
Power Tools**



+ **Suggested
Adults**



NOTE: For questions about parts or assembly please email support@meridianfurnitureusa.com or call us at 718-758-4455.

- 1 Read instructions cover to cover.
- 2 Save all packaging until assembly is completed.

1 **IMPORTANT SAFETY INFORMATION**

Do not assemble the product if any of the following parts arrived damaged:

Part # - Chair Base

Part # - Leg

2 **IMPORTANT ASSEMBLY INFORMATION**

Assembly Step If loosening persists, please make sure to tighten all the bolts periodically, or use a thread locker adhesive.

