



ASSEMBLY INSTRUCTION **meridian.** furniture

SKU - #157 -S

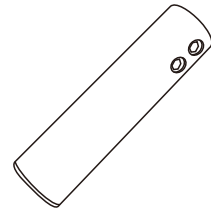


+ Parts Included

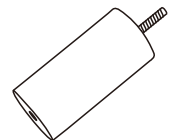
- ① SOFA BASE
1PC



- ② LEG
4PCS



- ③ MIDDLE LEG
1PCS



+ Hardware Included

- A ALLEN WRENCH** **B BOLT**
Ø5/16 * 70mm 1PC M8*60MM 8PCS



- C WASHER**
M6*16MM 8PCS



+ Do Not Use Power Tools



+ Suggested Adults



NOTE: For questions about parts or assembly please email support@meridianfurnitureusa.com or call us at 718-758-4455.

- 1 Read instructions cover to cover.
- 2 Save all packaging until assembly is completed.

1 **IMPORTANT SAFETY INFORMATION**

Do not assemble the product if any of the following parts arrived damaged:

- Part # - Sofa Base
- Part # - leg
- Part # - Middle leg

Do not assemble if any of the following

Hardware parts missing:

- Part # - Allen Wrench
- Part # - Bolt
- Part # - Washer


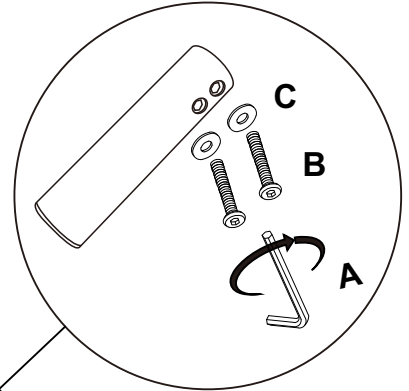
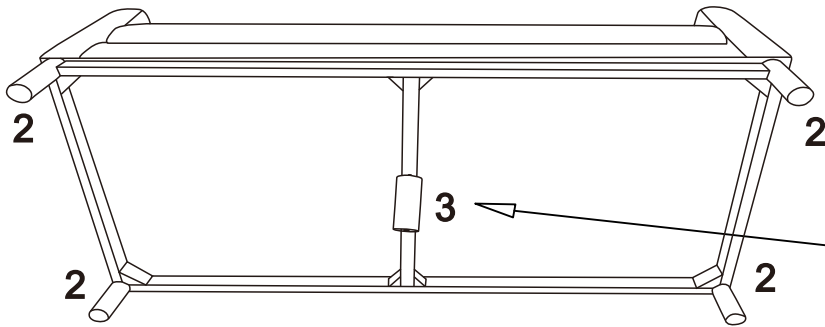
2 **IMPORTANT ASSEMBLY INFORMATION**

Assembly Step If loosening persists, please make sure to tighten all the bolts periodically, or use a thread locker adhesive.

ASSEMBLY INSTRUCTION **meridian.** furniture

SKU - #157 -S

1



2

