



ASSEMBLY INSTRUCTION **meridian.** furniture

SKU - #152-C



+ Parts Included

- ① CHAIR BASE
1PC



+ Do Not Use Power Tools



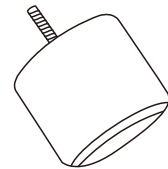
+ Suggested Adults



NOTE:For questions about parts or assembly please email support@meridianfurnitureusa.com or call us at 718-758-4455.

- 1 Read instructions cover to cover.
- 2 Save all packaging until assembly is completed.

- ② LEG
4PCS



1 IMPORTANT SAFETY INFORMATION

Do not assemble the product if any of the following parts arrived damaged:

Part # - Chair Base

Part # - Leg

2 IMPORTANT ASSEMBLY INFORMATION

Assembly Step If loosening persists, please make sure to tighten all the bolts periodically, or use a thread locker adhesive.

