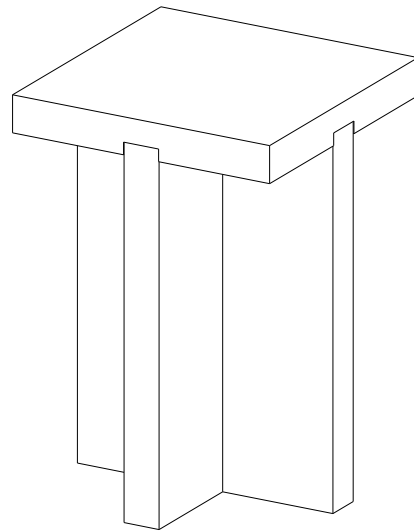


MOE'S

home collection

ASSEMBLY INSTRUCTIONS.

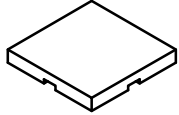
FOLKE SIDE TABLE NATURAL
BC-1118-24



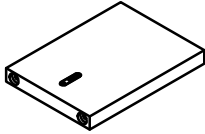
THANK YOU FOR YOUR PURCHASE!

PARTS LIST

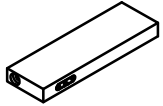
A. Top = 1



B. Leg I = 1

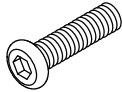


C. Leg II = 2



HARDWARE LIST

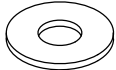
1. Bolt
M6x25 = 8



2. Spring Washer
M6.5x11 = 4



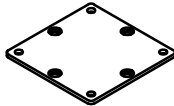
3. Flat Washer
M6.5x16 = 4



4. Allen key
M4 = 1



5. Pat = 1



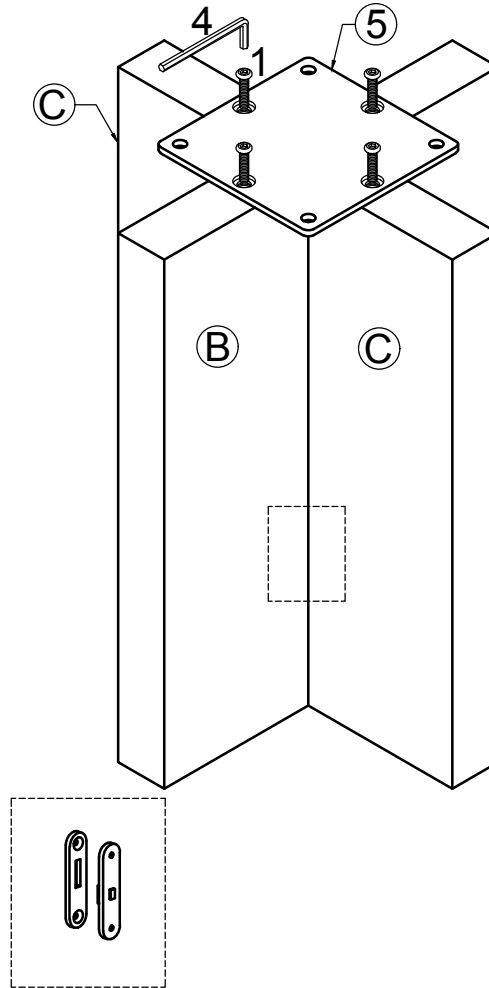
NOTES.

Thank you for purchasing this quality product! Be sure to check all packing material carefully for small part that may have come loose inside the carton during shipping.

CAUTION:

The item is heavy, assembly should be performed by two people.

Step 1



Step 2

