




MANHATTAN  
COMFORT

## ASSEMBLY INSTRUCTIONS




COD: 252200

REV. 00

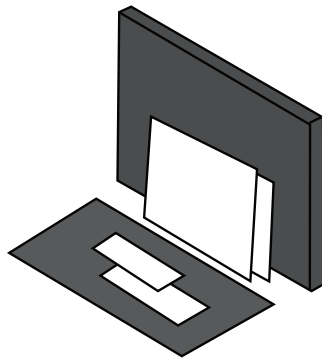
# IMPORTANT REMARKS




Never climb or lean on the furniture.  
You may suffer serious accidents.



Use the packaging to cover the  
assembly area and separate  
all parts.



Identify the parts by observing the  
number printed on their edges.



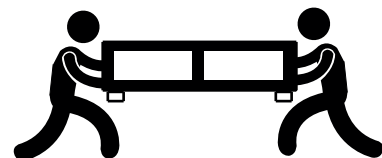
## CARE INSTRUCTIONS



Wipe clean using a damp cloth and a mild cleaner.  
Do not use abrasive and chemical products.



## HANDLING

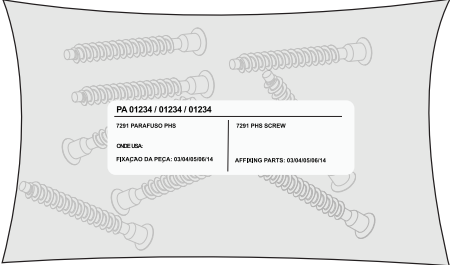


Move the piece carefully, don't drag it. Ask  
for someone else's help to do so.

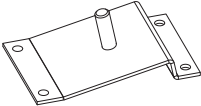
# HARDWARE



Identify and separate the hardware used in the assembly. There's a label on each package identifying the parts and where to use them.

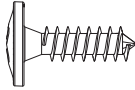


COD. 8471-3x



A

COD. 8056-12x

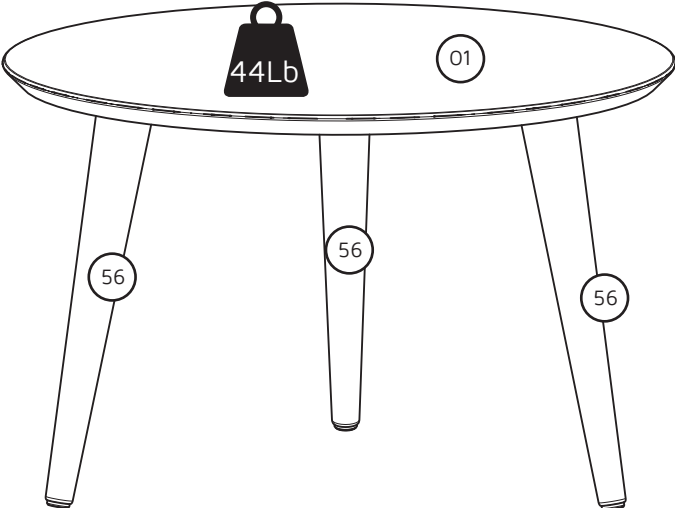


B

# DESCRIPTION

W:23,34 inches H:14,80 inches D:23,34 inches  
 L:593mm A:376mm P:593mm

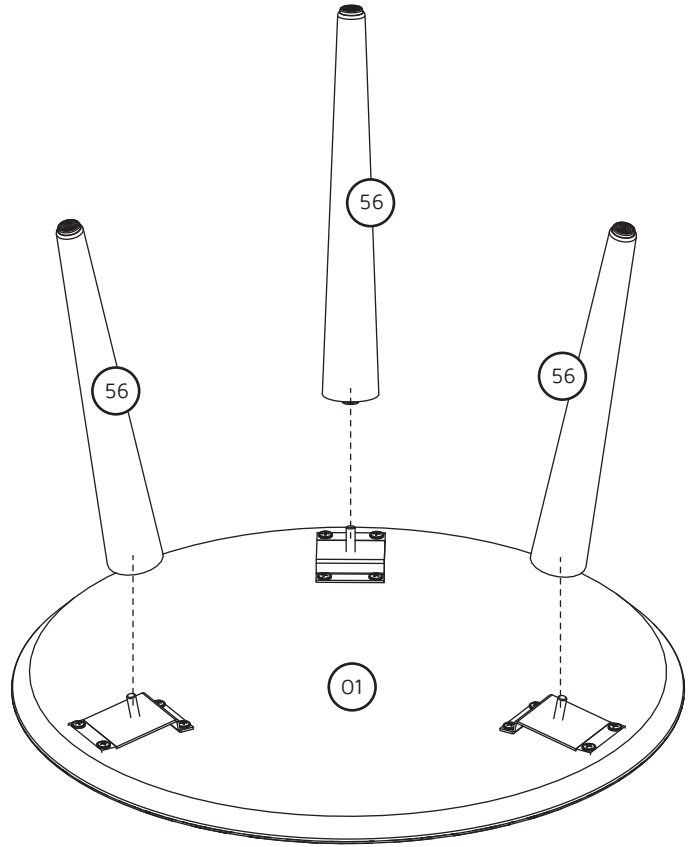
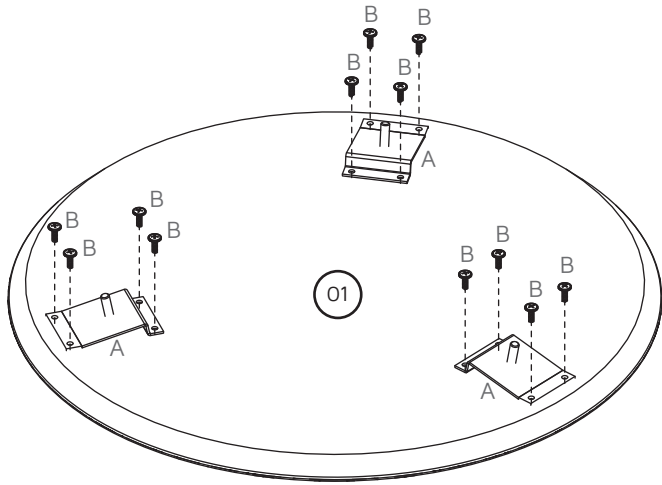
CÓD:252200			
PART	QUANTITY	DESCRIPTION	BOX
01	01	TABLE TOP	01
50	03	LEG	01



cod. 8471  
**A**

cod. 8056  
**B**

01



02

