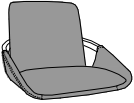



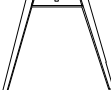



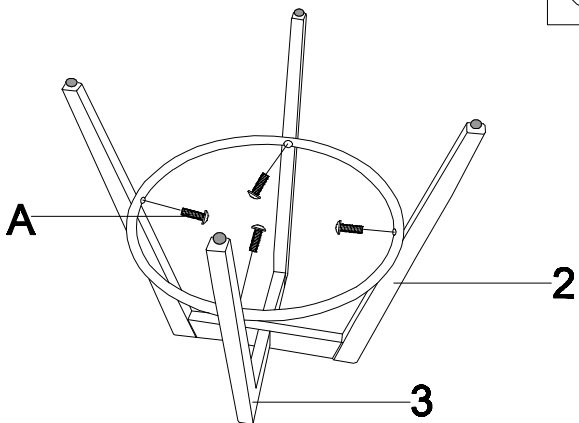
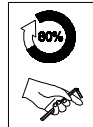


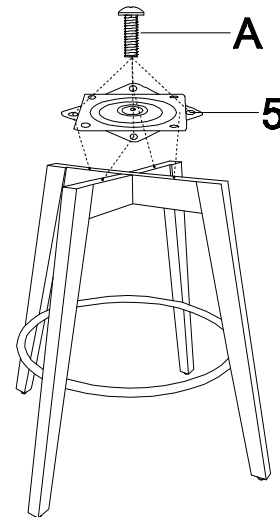
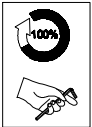
# Assembly Instruction

1*1		A*4+1EXT	 M6*30MM
2*1		B*8+1EXT	 M6*16MM
3*1		G*1	 M6
4*1			
5*1			

## STEP 1

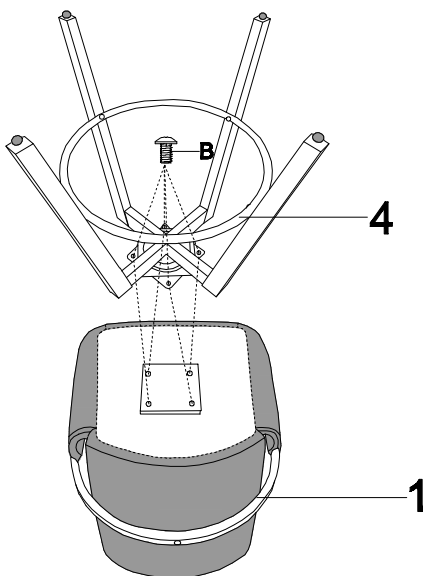
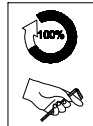


## STEP 2



Fasten All screws indicate on Step 1 & Step2.

## STEP 3



## STEP 4

