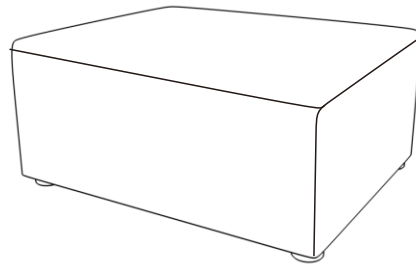
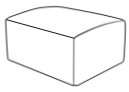


ASSEMBLY INSTRUCTION

ITEM NO.:89116-0/89117-0



PARTS LIST



A

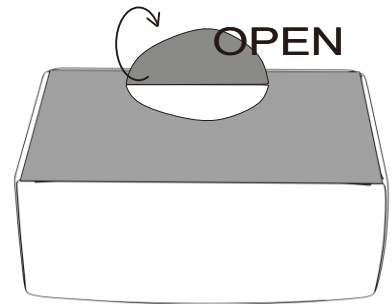
x1

D

Leg

x4

Open up Velcro of Non-Woven Fabric cover on the bottom of the seat frame to remove **legs**.



Step1

