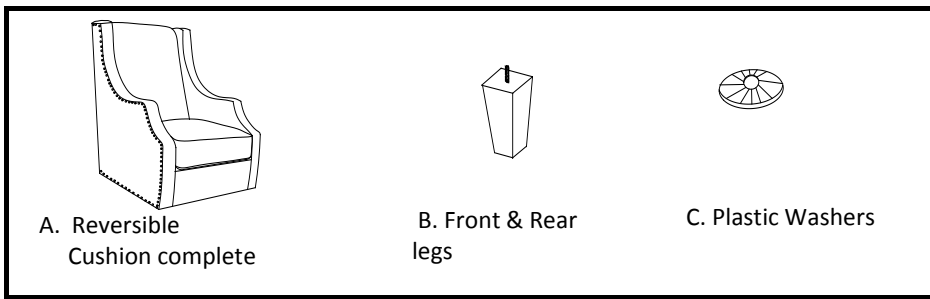





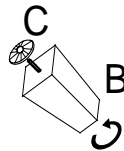
ASSEMBLY INSTRUCTIONS &
PARTS IDENTIFICATION
WESTBROOK CHAIR SLATE

Parts List			
ITEM	Code	Description	Qty
A	WESTBROOKSLATEP41	Cushion complete	1pc
B	WESTBROOKP02	Front & Rear legs	4pcs
C	WESTBROOKP02W	Plastic washers	4pcs



Assembly Steps:

- Step 1. Turn chair (A) over on a clean flat surface.
- Step 2. Remove legs from zippered pocket . at the bottom of the chair.
- Step 3. Install Legs (B) and plastic washer(C,optional) to the proper position .
- Step 4. Turn chair to its upright position .



Please note:

- 1.The legs tapered faces are toward inside.
- 2.To level chair you may need to add or remove plastic washers (C) from the legs.

Fabric maintenance:

Avoid direct sunlight, water, oil, acid, sharp object etc. Use vacuum cleaner to clean. Clean only with water-based shampoo or foam upholstery cleaner. Do not over wet. Do not use solvents to spot clean. Pile fabrics may require brushing to restore appearance. Cushion covers should not be removed and laundered.
Fabric content: 100% polyester.
Cleaning code: W.

Made in China