









furnishing better
lives together

ASSEMBLY INSTRUCTIONS & PARTS IDENTIFICATION ROYCE-SW-DENIM SWIVEL ACCENT CHAIR

Parts List

| ITEM | Code | Description | Qty |
|------------------------------------|---|---------------------|-------|
| A | ROYCEP41DENIM | Cushion complete | 1 PC |
| F | ROYCEYP57 | Swivel Mechanism | 1 PC |
| Chair Hardware (ROYCESWP46) | | | |
| B |  | Bolt Ø1/4"x25mm | 4 PCS |
| C |  | Spring Washer Ø1/4" | 4 PCS |
| D |  | Flat Washer Ø1/4" | 4 PCS |
| E |  | Allen Key | 1 PC |



A. Chair with Reversible
Seat cushion



B. Bolt
Ø1/4" *25mm



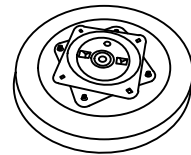
C. Spring Washer
Ø1/4"



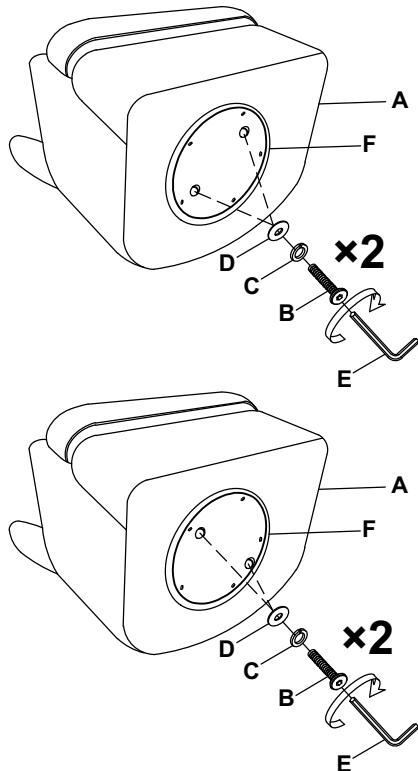
D. Flat Washer
Ø1/4" *16mm



E. Allen Key
M4*100mm



F. Swivel Mechanism



Assembly Steps:

- Step 1. Turn Chair (A) over on a clean flat surface.
- Step 2. Remove hardware bag at the Swivel Mechanism (F) of the chair.
- Step 3. Turn Swivel Mechanism (F) over on a clean flat surface.
- Step 4. Attach Swivel Mechanism (F) to Chair (A) by using Bolt (B) and Spring Washer (C) and Flat Washer (D) and tightening with Allen Key (E).
- Step 5. Turn chair to its upright position.

Please note:

1. This chair can be 360° swivel.

Fabric maintenance:

Avoid direct sunlight, water, oil, acid, sharp object etc. Use vacuum cleaner to clean. Clean only with water-based shampoo or foam upholstery cleaner. Do not over wet. Do not use solvents to spot clean. Pile fabrics may require brushing to restore appearance. Cushion covers should not be removed and laundered. Fabric content: 100% polyester. Cleaning code: W

MADE IN VIETNAM