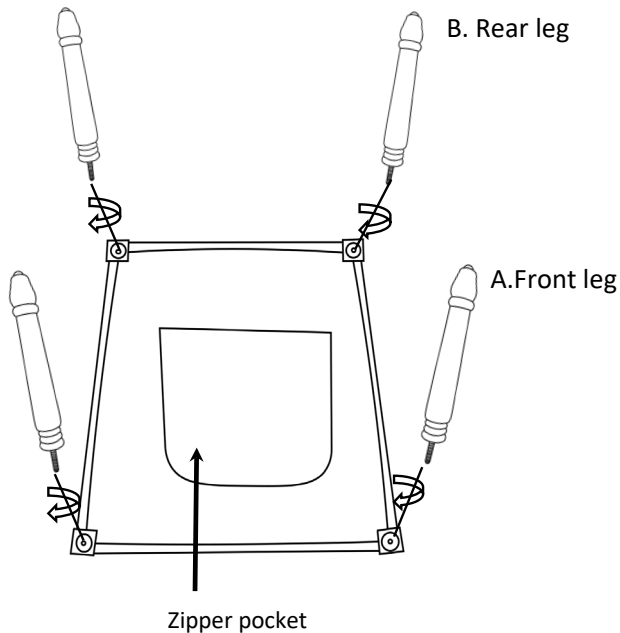
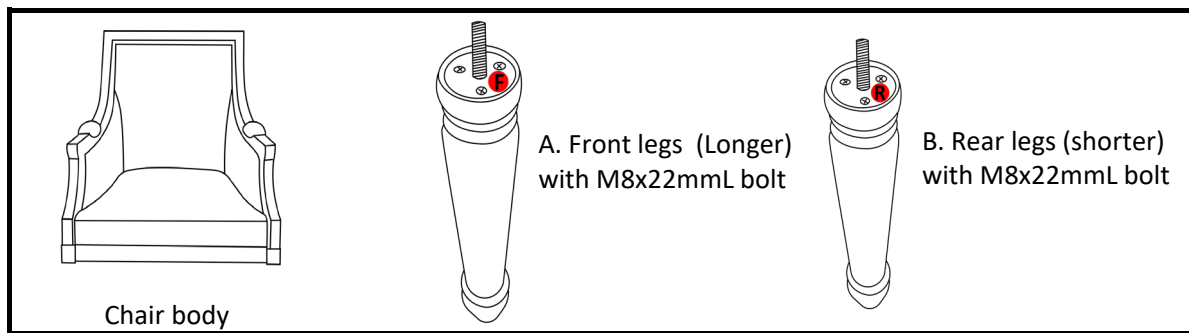
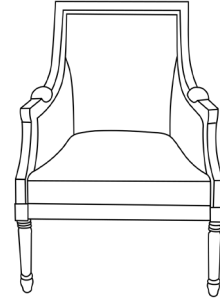


Parts List			
Item	Code	Description	Qty
A	MCKENNATANKDP42	Front legs	2pcs
B	MCKENNATANKDP42R	Rear legs	2pcs



### Assembly Steps:

- Step 1. Turn chair body over on a clean flat surface.
- Step 2. Remove legs from zippered pocket underneath chair.
- Step 3. Screw in front legs (item A) until they are hand tight.
- Step 4. Screw in rear legs (item B) until they are hand tight and in an outward position.
- Step 5. Turn chair to its upright position.

### FABRIC CONTENT

70% cotton 30% linen

### \*\*\*Cleaning Code: S

Professional cleaning recommended. Spot clean with a mild water-free solvent or dry cleaning product. Vacuum surface occasionally with an upholstery attachment. Avoid direct sunlight, water, oil, acid, sharp object etc. Do not clean with water or any

Made in China