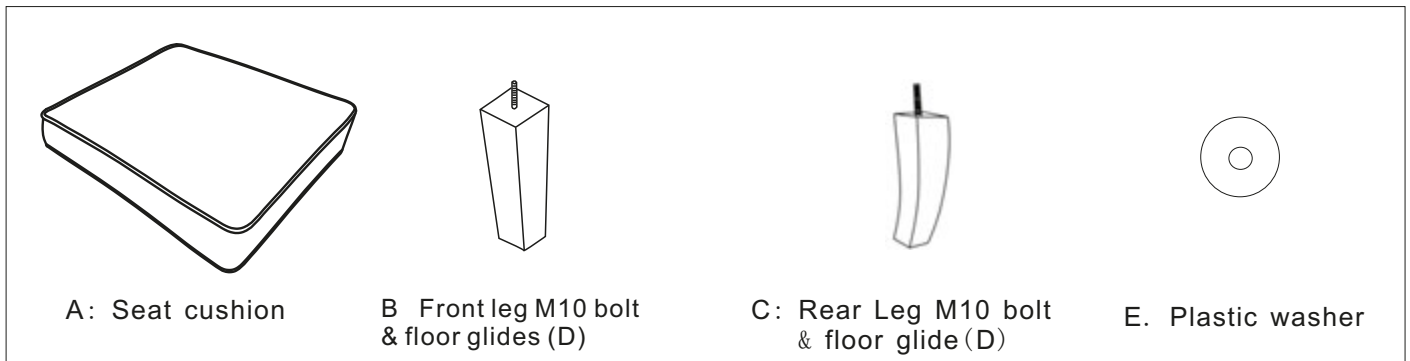
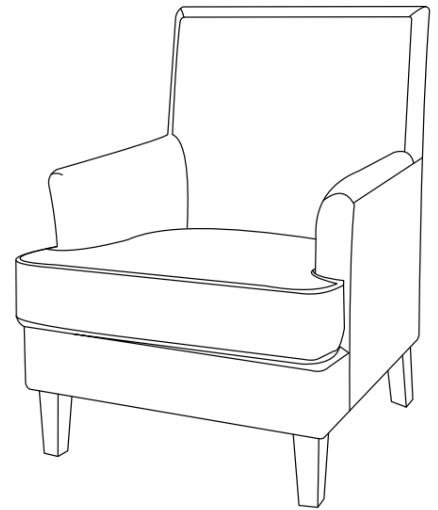
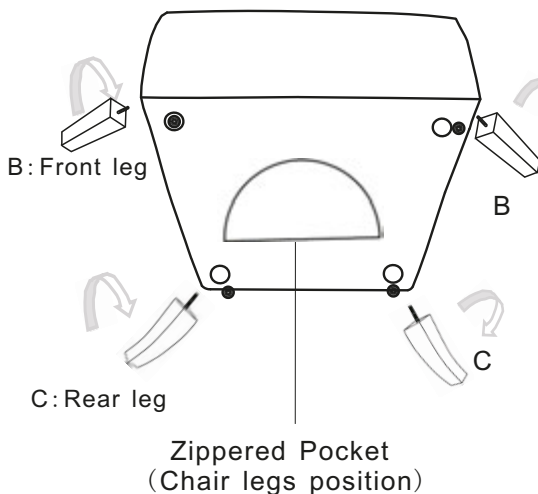


PARTS LIST

Item	Code	Description	Qty
A	MACKENZIEP41 SAND	Seat Cushion	1PC
B	MACKENZIEP42	Front Legs	2PCS
C	MACKENZIEP42R	Rear Legs	2PCS
D	MACKENZIEP01F	Floor glides	4PCS
E	MACKENZIEP01W	Plastic washer	4PCS



Assembly Steps:



- Step 1. Turn chair over on a clean flat surface.
- Step 2. Remove chair legs (item B & C) from zippered pocket at chair bottom.
- Step 3. Place plastic washer (Item E) onto the bolt on each leg.
- Step 4. Install the legs (item B & C) to chair.
- Step 5. Turn chair to its upright position.

*** Please note: To level chair you may need to add or remove washers from the particular legs.

FABRIC CARE INSTRUCTIONS REGULAR CARE

Clean only with a water-based shampoo or foam upholstery cleaner. Do not over wet. Do not use solvents to spot clean. Pile fabrics may require brushing to restore appearance. Cushion covers should not be removed and laundered.

FABRIC CONTENT: 100% Polyester
Cleaning code: W