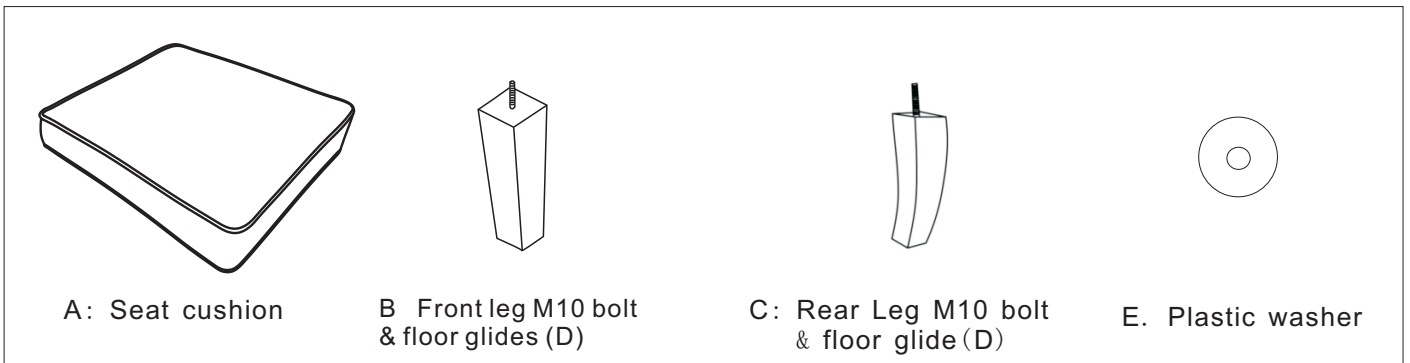

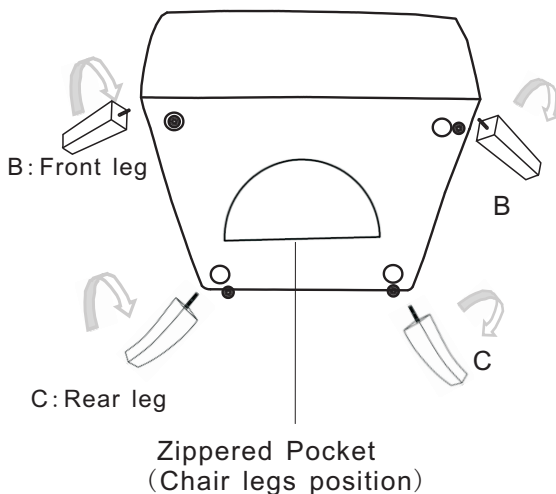


PARTS LIST

Item	Code	Description	Qty
A	LAYLAP41MOCHA	Seat Cushion	1PC
B	LAYLAP42	Front Legs	2PCS
C	LAYLAP42R	Rear Legs	2PCS
D	LAYLAP01F	Floor glides	4PCS
E	LAYLAP01W	Plastic washer	4PCS



Assembly Steps:



- Step 1. Turn chair over on a clean flat surface.
- Step 2. Remove chair legs (item B & C) from zippered pocket at chair bottom.
- Step 3. Place plastic washer (Item E) onto the bolt on each leg.
- Step 4. Install the legs (item B & C) to chair.
- Step 5. Turn chair to its upright position.

*** Please note: To level chair you may need to add or remove washers from the particular legs.

FABRIC CARE INSTRUCTIONS REGULAR CARE

Clean only with dry cleaning solvent. Do not saturate. Do not use water. Pile fabrics may require brushing to restore appearance. Cushion covers should not be removed and dry cleaned.

FABRIC CONTENT: 65%Poly 20%Acrylic 15%Linen
Cleaning code:XS