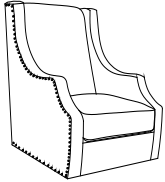



Parts List

ITEM	Code	Description	Qty
A	DUVALP41SAGE	Seat Cushion complete	1pc
B	DUVALP42	Front & Rear legs	4pcs
C	DUVALP02W	Plastic washers	4pcs



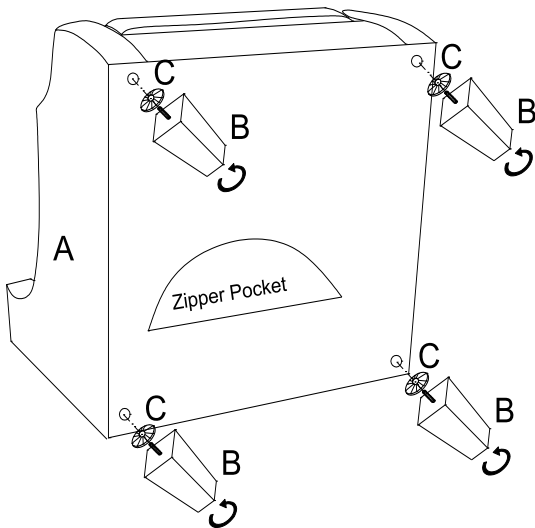
A. Reversible
Cushion complete



B. Front & Rear
legs



C. Plastic Washers



Assembly Steps:

- Step 1. Turn chair (A) over on a clean flat surface.
- Step 2. Remove legs from zippered pocket .
at the bottom of the chair.
- Step 3. Install Legs (B) and plastic washer(C,optional) to
the proper position .
- Step 4. Turn chair to its upright position .

Please note:

- 1.The legs tapered faces are toward inside.
- 2.To level chair you may need to add or remove plastic
washers (C) from the legs.

Fabric maintenance:

Avoid direct sunlight, water, oil, acid, sharp object etc.
Use vacuum cleaner to clean. Clean only with water-
based shampoo or foam upholstery cleaner. Do not over
wet. Do not use solvents to spot clean. Pile fabrics may
require brushing to restore appearance. Cushion covers
should not be removed and laundered.
Fabric content: 63% Polyester 37% Rayon
Cleaning code: W.