







### Parts List

ITEM	Code	Description	Qty
A	BLAKELYP41BSTRP	Cushion complete	1 PC
F	BLAKELYP57	Swivel Mechanism	1 PC
<b>Hardware Kit (BLAKELYSWP46)</b>			
B		Bolt Ø1/4"x25mm	4 PCS
C		Spring Washer Ø1/4"	4 PCS
D		Flat Washer Ø1/4"	4 PCS
E		Allen Key	1 PC



A. Chair with Reversible  
Seat cushion



B. Bolt  
Ø1/4" \*25mm




C. Spring Washer  
Ø1/4"



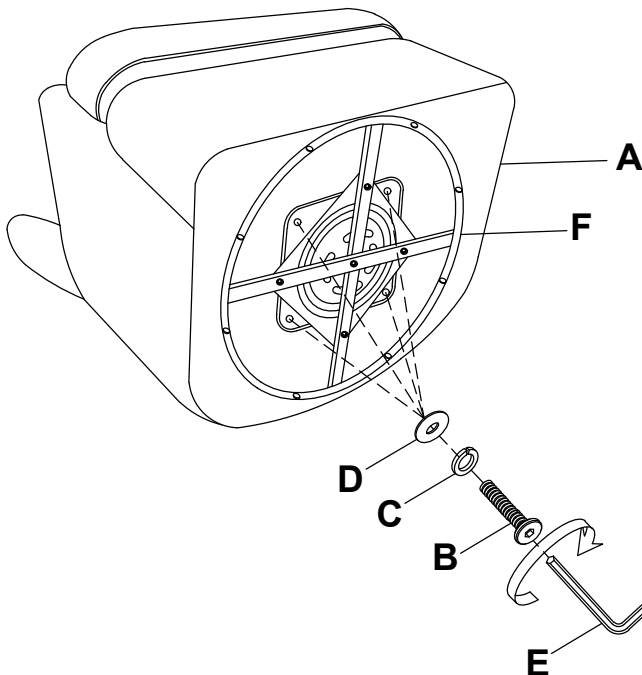
D. Flat Washer  
Ø1/4" \*16mm



E. Allen Key  
M4\*60mm



F. Swivel Mechanism



#### Assembly Steps:

- Step 1. Turn Chair (A) over on a clean flat surface.
- Step 2. Remove hardware bag at the Swivel Mechanism (F) of the chair.
- Step 3. Turn Swivel Mechanism (F) over on a clean flat surface.
- Step 4. Attach Swivel Mechanism (F) to Chair (A) by using Bolt (B) and Spring Washer (C) and Flat Washer (D) and tightening with Allen Key (E).
- Step 5. Turn chair to its upright position.

#### Please note:

1. This chair can be 360° swivel.

#### Fabric maintenance:

Avoid direct sunlight, water, oil, acid, sharp object etc. Use vacuum cleaner to clean. Clean only with water-based shampoo or foam upholstery cleaner. Do not over wet. Do not use solvents to spot clean. Pile fabrics may require brushing to restore appearance. Cushion covers should not be removed and laundered. Fabric content: 100% polyester. Cleaning code: W

**MADE IN VIETNAM**