





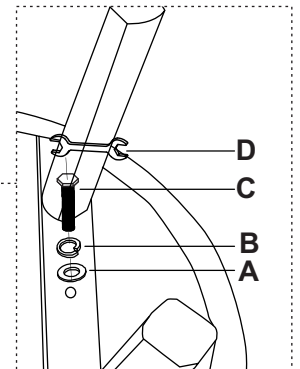
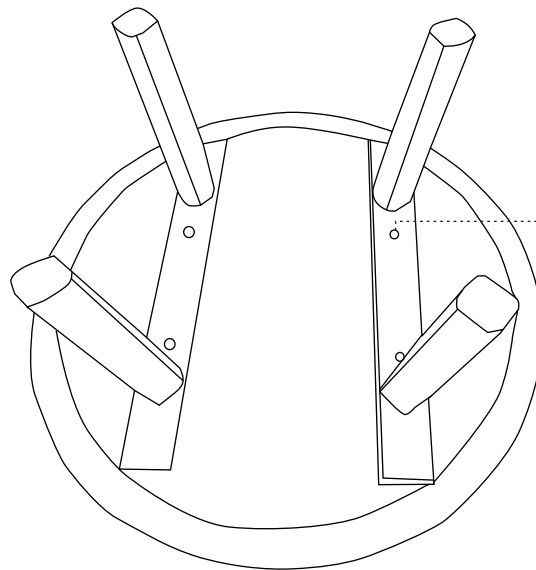
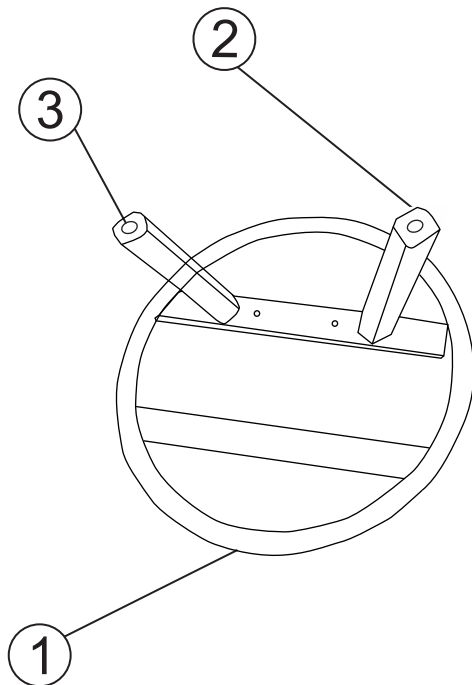
ASSEMBLY INSTRUCTIONS & PARTS IDENTIFICATION MODEL # 2300-2 RECLAMATION ROUND COFFEE TABLE

Thank you for purchasing this quality product. Be sure to check all packing material carefully for small parts that may have come loose inside the carton during shipment.

Parts			
No.	Code	QTY	Description
1		1 PC	Table Top
2	2300-2P53	2 PCS	Leg Assembly
3	2300-2P01F	4 PCS	Floor Glides

DO NOT USE POWER TOOLS TO ASSEMBLE

Hardware Kit (2300-2P01)			
No.		Description	Qty
A		Flat washer M8x18	4 pcs
B		Lock Washer M8	4 pcs
C		Bolt M8 x 45	4 pcs
D		Wrench	1 pc



CAREFULLY LAY THE TABLE UPSIDE DOWN ON A SMOOTH SURFACE TO PREVENT SCRATCHING.
• ATTACH THE LEG ASSEMBLIES TO THE TABLETOP USING A BOLT, LOCK WASHER, AND FLAT WASHER AS SHOWN. TIGHTEN WITH THE WRENCH SUPPLIED.

