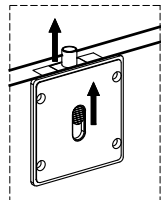
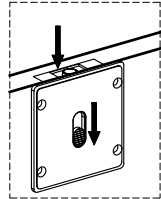


Thank you for purchasing this quality product. Be sure to check all packing material carefully for small parts that may have come loose inside the carton during shipment.

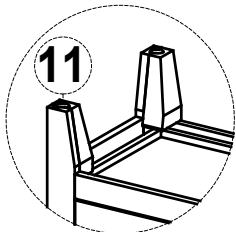
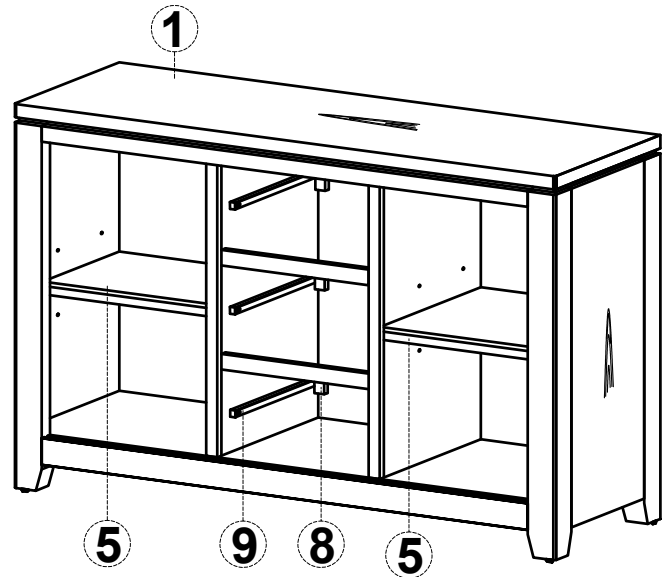
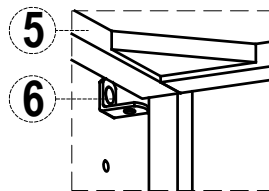
Parts key							
No	Code	Qty	Description	No	Code	Qty	Description
1	1855-54P51	1 pc	Storage Box	7	1855-54P05	3 pcs	Drawer complete
2	1855-54P07	2 pcs	Sliding Door	8	1855-54P05A	3 pcs	Drawer stop
3	1855P04	5 sets	Pull w/Screw	9	1855-54P06	6 pcs	Drawer glide
4	1855P07S	4 sets	Sliding Wheel & Lock w/Screws - 2 pcs	10	1855P01L	1 pc	Floor leveler
5	1855-54P08	2 pcs	Shelf	11	1855P01F	4 pcs	Floor Glide
6	1855P08P	8 pcs	Shelf Pin	12	1855P01AT	1 set	Anti-Tip Kit



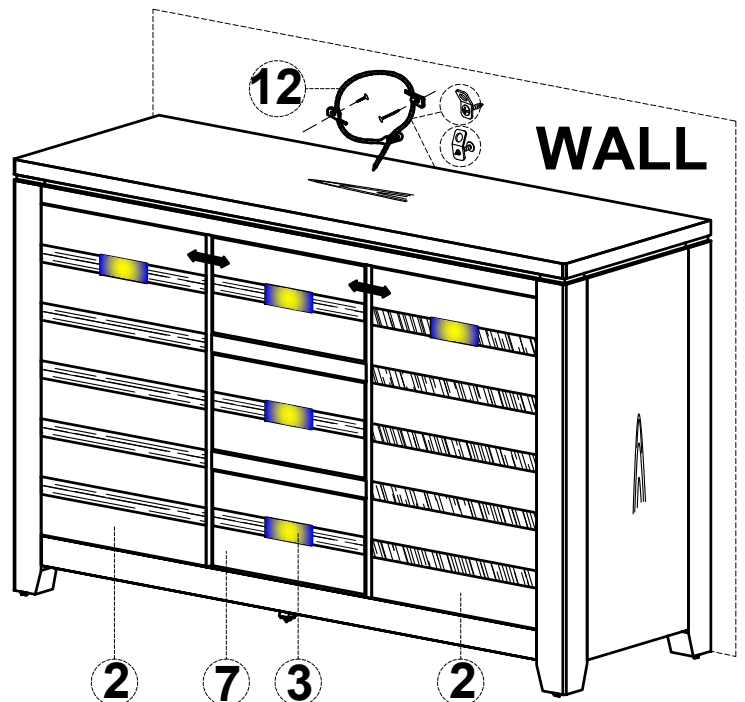
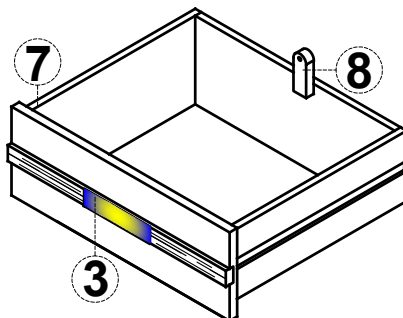
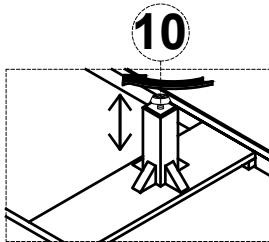
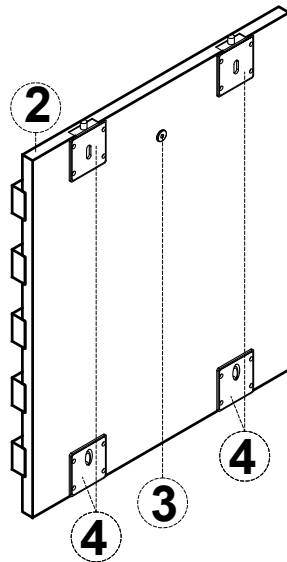
TO REACTIVATE DOOR PIN, PRESS THE BUTTON WHEN IN THE BOTTOM POSITION



TO RELEASE DOOR PIN, MOVE THE BUTTON TO THE BOTTOM POSITION



2 x



PLEASE NOTE :

To help prevent the possibility of tip-over. Install the ANTI- TIP OVER restraint provided.