







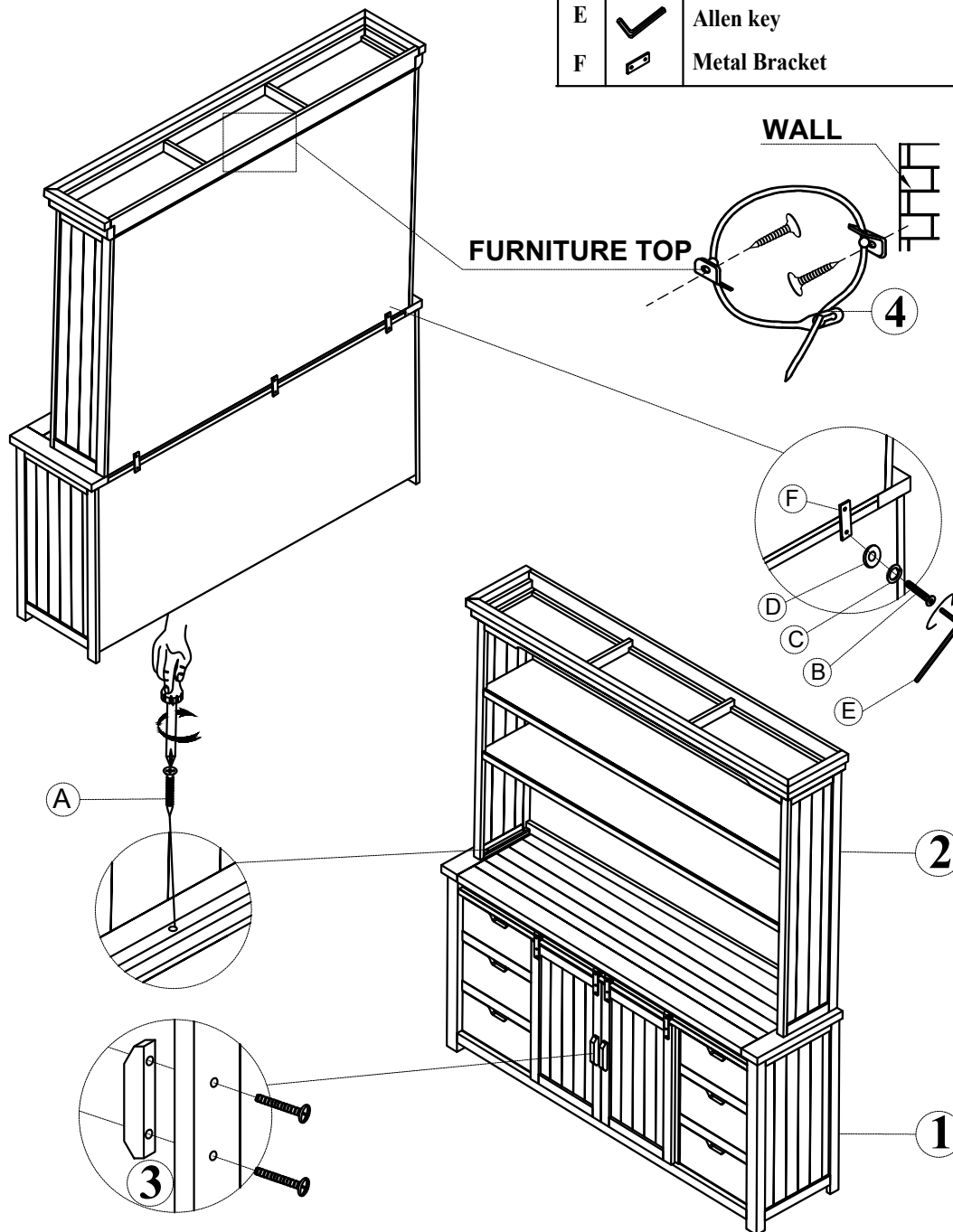
jOFRAN INC.

ASSEMBLY INSTRUCTIONS & PARTS IDENTIFICATION MODEL # 1706-71 SERVER HUTCH

Thank you for purchasing this quality product. Be sure to check all packing material carefully for small parts that may have come loose inside the carton during shipment.

Parts key			
No	Code	Q'ty	Description
1	1706-70	1 Pc	Drawer barn door server
2	1706-71	1 Pc	Server Hutch
3	1706-71P01S	4 Pcs	Screw Cap Cover
4	1706P01AT	1 Set	Anti tip hardware

Hardware Kit 1706-71P01			
No	Description		Q'ty
A		Screw Ø4 x 30mm	4 pcs
B		Bolt Ø6.3 x 20	6 pcs
C		Lock washer Ø6.5	6 pcs
D		Flat washer Ø6.5	6 pcs
E		Allen key	1 pc
F		Metal Bracket	3 pcs









PLEASE NOTE : To help prevent the possibility of tip-over. Install the ANTI- TIP OVER restraint provided.

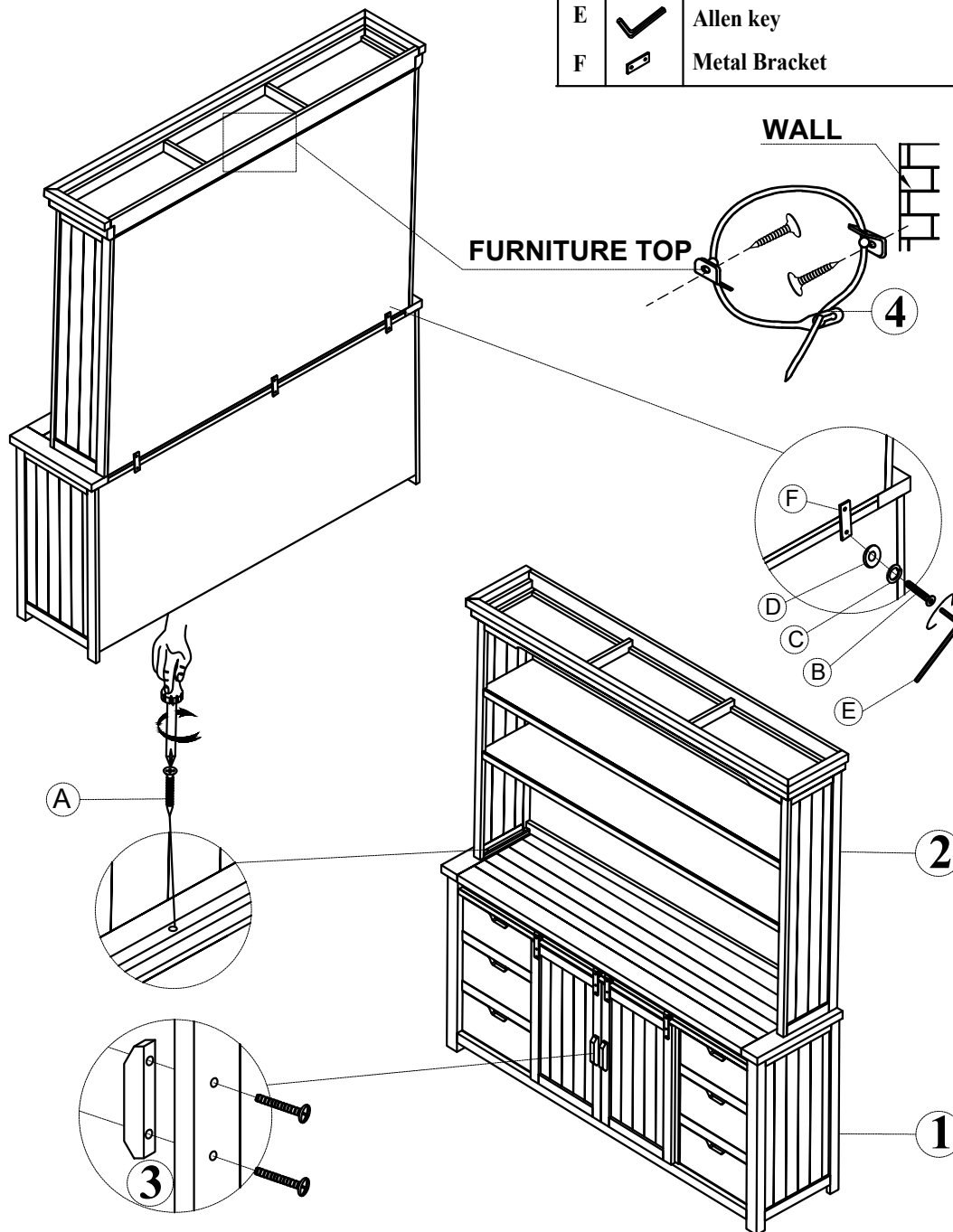
jOFFRAN INC.

ASSEMBLY INSTRUCTIONS & PARTS IDENTIFICATION MODEL # 1702-71 SERVER HUTCH

Thank you for purchasing this quality product. Be sure to check all packing material carefully for small parts that may have come loose inside the carton during shipment.

Parts key			
No	Code	Q'ty	Description
1	1702-70	1 Pc	Drawer barn door server
2	1702-71	1 Pc	Server Hutch
3	1702-71P01S	4 Pcs	Screw Cap Cover
4	1702P01AT	1 Set	Anti tip hardware

Hardware Kit 1702-71P01			
No	Description		Q'ty
A		Screw Ø4 x 30mm	4 pcs
B		Bolt Ø6.3 x 20	6 pcs
C		Lock washer Ø6.5	6 pcs
D		Flat washer Ø6.5	6 pcs
E		Allen key	1 pc
F		Metal Bracket	3 pcs



PLEASE NOTE : To help prevent the possibility of tip-over. Install the ANTI- TIP OVER restraint provided.