



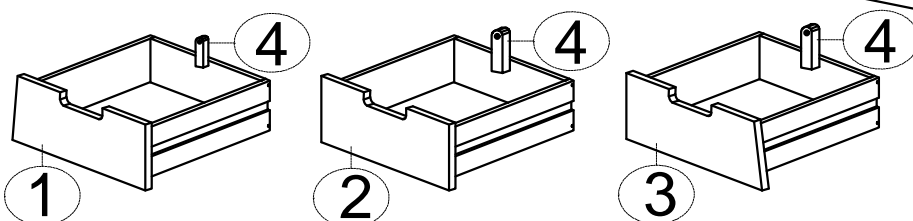

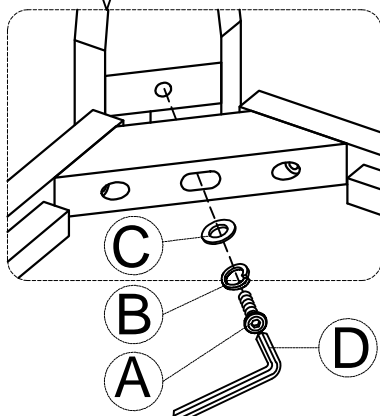
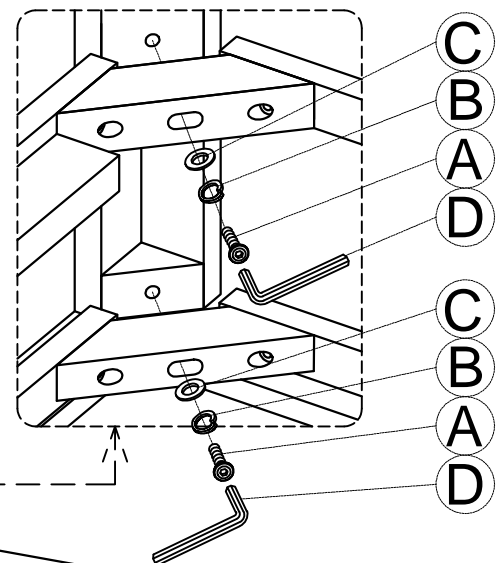
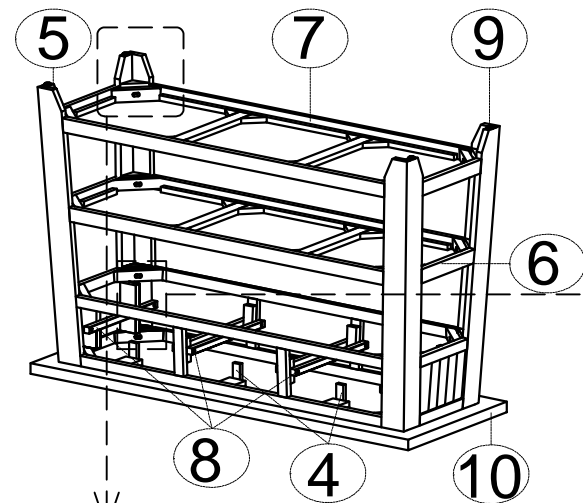


# JOFRAN INC.

## ASSEMBLY INSTRUCTIONS & PARTS IDENTIFICATION MODEL # 1600-4 PAINTED CANYON SOFA TABLE

Thank you for purchasing this quality product. Be sure to check all packing material carefully for small parts that may have come loose inside the carton during shipment

Parts key				Hardware Pack : 1600-4P01		
No	Code	Qty	Description	No	Description	Qty
1	1600-4P05A	1 pc	Drawer complete "A"	A	 Bolt M6 x 60	16 pcs
2	1600-4P05B	1 pc	Drawer complete "B"	B	 Lock washer M8	16 pcs
3	1600-4P05C	1 pc	Drawer complete "C"	C	 Flat washer M8 x 18	16 pcs
4	1600P05A	3 pcs	Drawer stop	D	 Allen Key K4	1 pc
5	1600-4P02	4 pcs	Leg			
6		1 pc	Shelf upper			
7		1 pc	Shelf lower			
8	1600-4P06	3 sets	Drawer glide			
9	1600P01F	4 pcs	Floor glide			
10		1 pc	Storage box			
11	1600P1AT	1 set	Anti - tip kit			



**PLEASE NOTE :**

To avoid the possibility of the furniture tipping and injury, the anti-tip hardware must be installed.