




ASSEMBLY INSTRUCTION

ITEM NO:9789BU/DG/TL-3LC REVERSIBLE SOFA CHAISE


Thank you for your purchase of the Homelegance Reversible Sofa Chaise .Your New Sofa can be assembled with either a left side facing chaise (configuration #1) of a right Side facing chaise (configuration #2) see instructions below.

Configuration #1



see page 2 for assembly instruction.


Configuration #2



see page 3 for assembly instruction.

NOTE: Do not tighten the bolts until all parts assembled.

Legs are stored at the bottom of the unit, please take out for assembly .



9789BU/DG/TL-3LC REVERSIBLE SOFA CHAISE


LEGS AND CHAISE CUSHION ARE STORED UNDERNEATH THE SEAT FRAME OF THIS UNIT. THEY ARE ATTACHED TO AN EASY-TO-FIND RED RIBBON. PLEASE REMOVE THESE ITEMS FROM UNDERNEATH THE SEAT FRAME FOR ASSEMBLY.



configuration #1

<p>STEP 1</p> <p>TAKE OUT THE LEGS FROM THE POCKET AT THE BOTTOM OF THE SEAT</p>	<p>STEP 2</p> <p>LEGS INSIDE</p>	<p>STEP 3</p> <p>Unfold and flip up the back rest.</p>																																
<p>STEP 4</p>	<p>STEP 6</p>	<table border="1"> <thead> <tr> <th>NO.</th> <th>DRAWING</th> <th>QTY</th> <th>DESCRIPTION</th> </tr> </thead> <tbody> <tr> <td>A</td> <td></td> <td>1</td> <td>SOFA</td> </tr> <tr> <td>B</td> <td></td> <td>3</td> <td>BACK CUSHION</td> </tr> <tr> <td>C</td> <td></td> <td>2</td> <td>SEAT CUSHION</td> </tr> <tr> <td>D</td> <td></td> <td>1</td> <td>CHAISE CUSHION</td> </tr> <tr> <td>E</td> <td></td> <td>1</td> <td>OTTOMAN</td> </tr> <tr> <td>F</td> <td></td> <td>8</td> <td>LEG</td> </tr> <tr> <td>G</td> <td></td> <td>8</td> <td>GASKET</td> </tr> </tbody> </table>	NO.	DRAWING	QTY	DESCRIPTION	A		1	SOFA	B		3	BACK CUSHION	C		2	SEAT CUSHION	D		1	CHAISE CUSHION	E		1	OTTOMAN	F		8	LEG	G		8	GASKET
NO.	DRAWING	QTY	DESCRIPTION																															
A		1	SOFA																															
B		3	BACK CUSHION																															
C		2	SEAT CUSHION																															
D		1	CHAISE CUSHION																															
E		1	OTTOMAN																															
F		8	LEG																															
G		8	GASKET																															
<p>STEP 5</p>	<p>STEP 8</p> <p>COMPLETED!</p>	<p>Page 2 of 3</p>																																
<p>STEP 7</p>																																		

NOTE: Legs are stored at the bottom of the unit, please take out for assembly.



9789BU/DG/TL-3LC REVERSIBLE SOFA CHAISE



LEGS AND CHAISE CUSHION ARE STORED UNDERNEATH THE SEAT FRAME OF THIS UNIT. THEY ARE ATTACHED TO AN EASY-TO-FIND RED RIBBON. PLEASE REMOVE THESE ITEMS FROM UNDERNEATH THE SEAT FRAME FOR ASSEMBLY.

configuration #2

<p>STEP 1</p> <p>TAKE OUT THE LEGS FROM THE POCKET AT THE BOTTOM OF THE SEAT</p>	<p>STEP 2</p>	<p>STEP 3</p> <p>Unfold and flip up the back rest.</p>																																
<p>STEP 4</p>	<p>STEP 6</p>	<table border="1"> <thead> <tr> <th>NO.</th> <th>DRAWING</th> <th>QTY</th> <th>DESCRIPTION</th> </tr> </thead> <tbody> <tr> <td>A</td> <td></td> <td>1</td> <td>SOFA</td> </tr> <tr> <td>B</td> <td></td> <td>3</td> <td>BACK CUSHION</td> </tr> <tr> <td>C</td> <td></td> <td>2</td> <td>SEAT CUSHION</td> </tr> <tr> <td>D</td> <td></td> <td>1</td> <td>CHAISE CUSHION</td> </tr> <tr> <td>E</td> <td></td> <td>1</td> <td>OTTOMAN</td> </tr> <tr> <td>F</td> <td></td> <td>8</td> <td>LEG</td> </tr> <tr> <td>G</td> <td></td> <td>8</td> <td>GASKET</td> </tr> </tbody> </table>	NO.	DRAWING	QTY	DESCRIPTION	A		1	SOFA	B		3	BACK CUSHION	C		2	SEAT CUSHION	D		1	CHAISE CUSHION	E		1	OTTOMAN	F		8	LEG	G		8	GASKET
NO.	DRAWING	QTY	DESCRIPTION																															
A		1	SOFA																															
B		3	BACK CUSHION																															
C		2	SEAT CUSHION																															
D		1	CHAISE CUSHION																															
E		1	OTTOMAN																															
F		8	LEG																															
G		8	GASKET																															
<p>STEP 5</p>	<p>STEP 8</p> <p>COMPLETED!</p>	<p>Page 3 of 3</p>																																
<p>STEP 7</p>																																		

NOTE: Legs are stored at the bottom of the unit, please take out for assembly.

CARE INSTRUCTION FOR FABRIC:

In order to maintain the original appearance of your fabric furniture, please follow below simple care procedure:

- **Avoid exposing furniture directly to sunlight or heating and air conditioning outlets. Exposure to sunlight or heating and air conditioning outlets will fade/damage fabric.**
- **Wipe gently with a damp soft cloth to remove dust, dirt and any grime build up.**
- **Wipe fabric with professional cleanser.**



It is recommended to install protective pads under all legs and supports to avoid damage or scratches when placing furniture on a wood floor or other hard surface, and to limit indentation and prevent discoloration if placing on carpet.



Il est recommandé de placer des coussins protecteurs sous tous les pieds et toutes les bases des meubles pour éviter d'endommager ou d'égratigner les planchers en bois ou autres surfaces dures, et pour limiter l'empreinte et empêcher la décoloration quand les meubles reposent sur la moquette.