



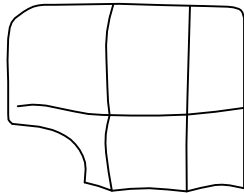
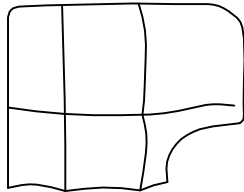
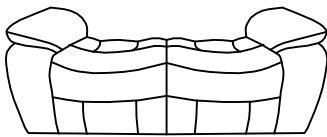
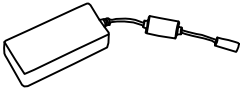

Assembly Instruction

ITEM NO.8480BRW/GRY/RED-2PW

POWER DOUBLE RECLINING LOVE SEAT

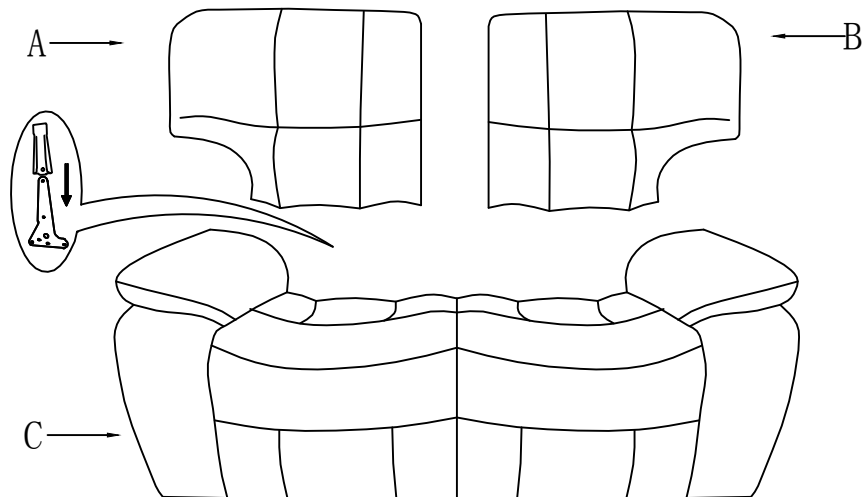
NOTE:Do not use power tools for assembly.Power tools increase the risk of over tightening which lead to splitting or cracking the wood.

PARTS LIST


NO.	DRAWING	QTY	DESCRIPTION
A		1	LSF BACK REST
B		1	RSF BACK REST
C		1	SEAT
D		1	ADAPTOR
E		1	PLUG WIRE

Please follow the drawings below to assemble the item.

Step 1. Align the female brackets at the back rest onto the male brackets at the seat, insert and push to the end, make sure the brackets are secured in position.



Step 2. Completed.



CARE INSTRUCTION FOR LEATHER GEL MATCH FURNITURE:

- Avoid exposing furniture directly to sunlight or heating and air conditioning outlets. Exposure to sunlight or heating and air conditioning outlets will fade/damage leather gel match.
- Wipe gently with a damp soft cloth to remove dust, dirt and any grime buildup.
- Wipe the leather gel match with professional cleanser.
- Warning!
Do not allow electrical cord to be pinched between moving parts or between the frame and the floor. Do not place cord under carpet or in location where it could become worn.