

ASSEMBLY INSTRUCTION

3526-30 COCKTAIL TABLE

PART LIST:




Table top
1pc

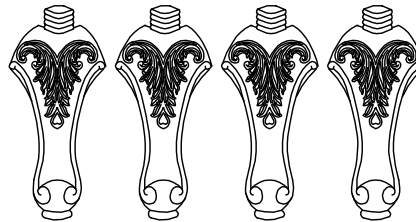




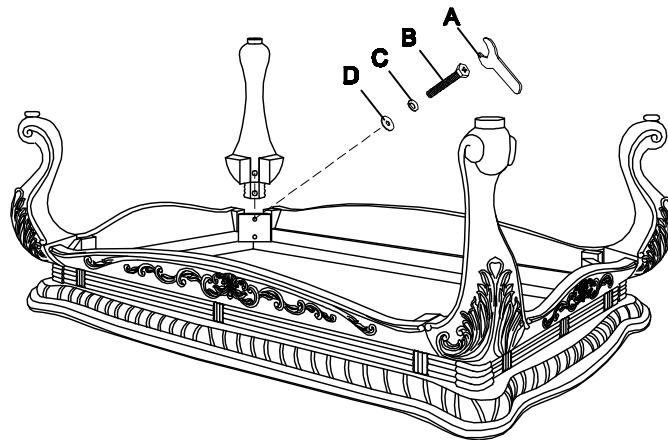


Table leg
4pcs


HARDWARE LIST

A		Allen Wrench	12mm	1 PC
B		Bolt	Ø5/16"x3"	8 PCS
C		Spring Washer	Ø5/16"	8 PCS
D		Flat Washer	Ø5/16"xØ23mm	8 PCS

STEP 1



COMPLETED



- (1) Place the table top on the smooth and stable carpeted or padded surface.
- (2) Align the table legs to the pre-drilled holes and tighten with bolt and washer.