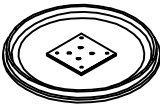


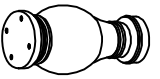

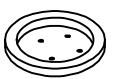

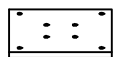



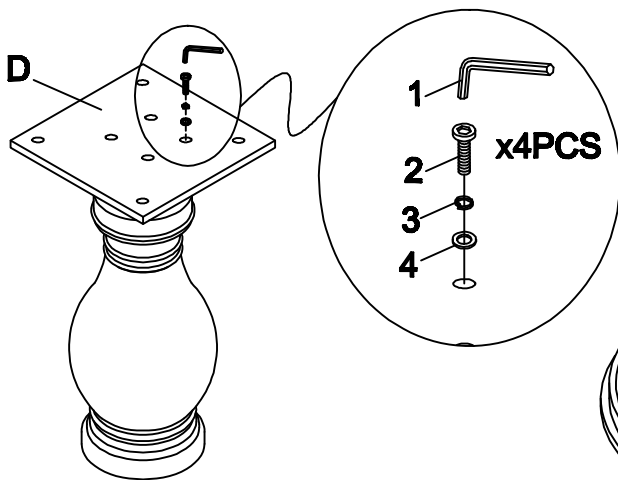
# ASSEMBLY INSTRUCTIONS

ITEM#:2466-48 DINING TABLE

PART LIST				HARDWARE LIST				
A		TOP PANEL	1PC	1		WRENCH	5mm	1PC
				2		BOLT-SAMLL	5/16"X1-1/2"	8PCS
B		POST	1PC	3		SPRING WASHER	5/16"	12PCS
C		BASE	1PC	4		FLAT WASHER	5/16"	12PCS
D		CONNECTED BOARD	1PC	5		BOLT-BIG	5/16"X2-3/4"	4PCS

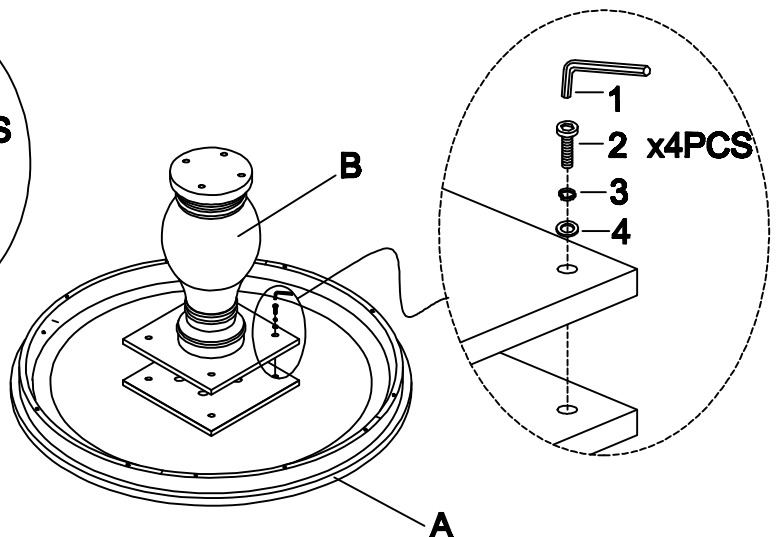
## STEP 1

Assemble the connected board with post



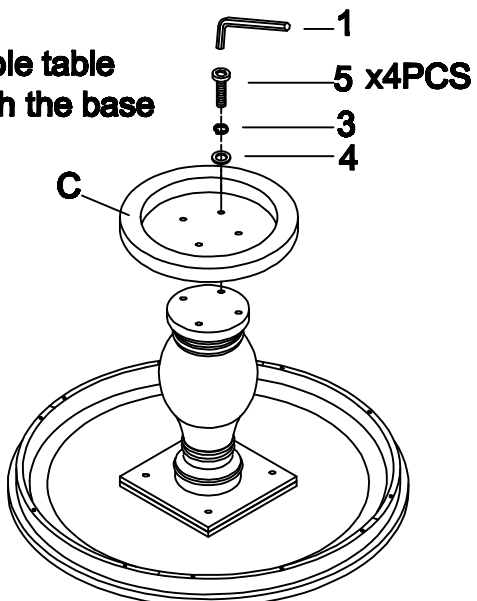
## STEP 2

Fix connected board on the table top



## STEP 3

Assemble table post with the base



## STEP 4

Assembly completed

