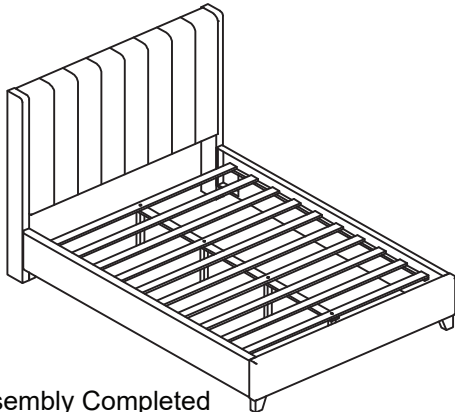




ASSEMBLY INSTRUCTION

ITEM NO : 1570GYK -3EK
 EK FOOTBOARD / EK SIDE RAILS / BUN FEET / SUPPORT LEGS / CENTER SUPPORTS / SLATS



Assembly Completed

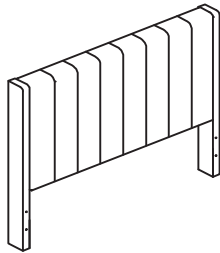
Thank you for purchasing this product. Please take time to read and follow the instructions below. Check that you have all parts and hardware before assembly. Parts apparently missing are often found in the packing materials. If you do not have all the parts listed, have your dealer contact us and they will be sent to you immediately.



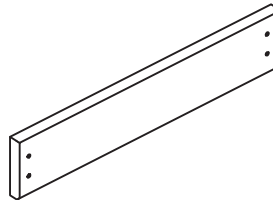
It is recommended to install protective pads under all legs and supports to avoid damage or scratches when placing furniture on a wood floor or other hard surface, and to limit indentation and prevent discoloration if placing on carpet

PART LIST

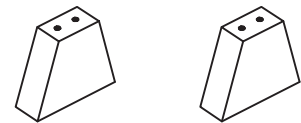
1 HEADBOARD X 1PC



2 FOOTBOARD X 1PC



3 BUN FOOT X 2PCS



4 SIDE RAIL

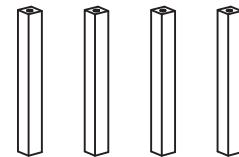
RSF X 1PC



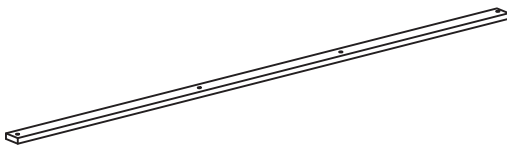
LSF X 1PC



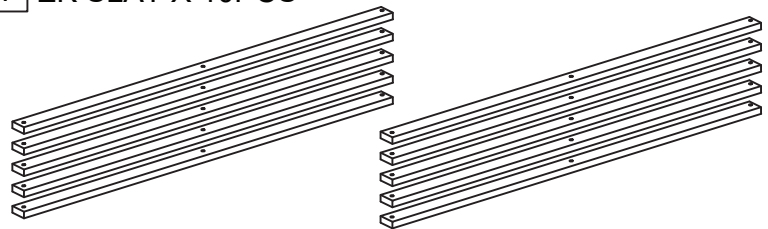
5 SLAT SUPPORT LEG X 4PCS



6 CENTER SLAT SUPPORT X 1PC



7 EK SLAT X 10PCS



HARDWARE SET

A X 1



ALLEN KEY

B X 8



M6x60mm

C X 4



M6x30mm

D X 8



19mm FLAT
WASHER

E X 4



CSK SCREW
M4x45mm

F X 4



LEVELER

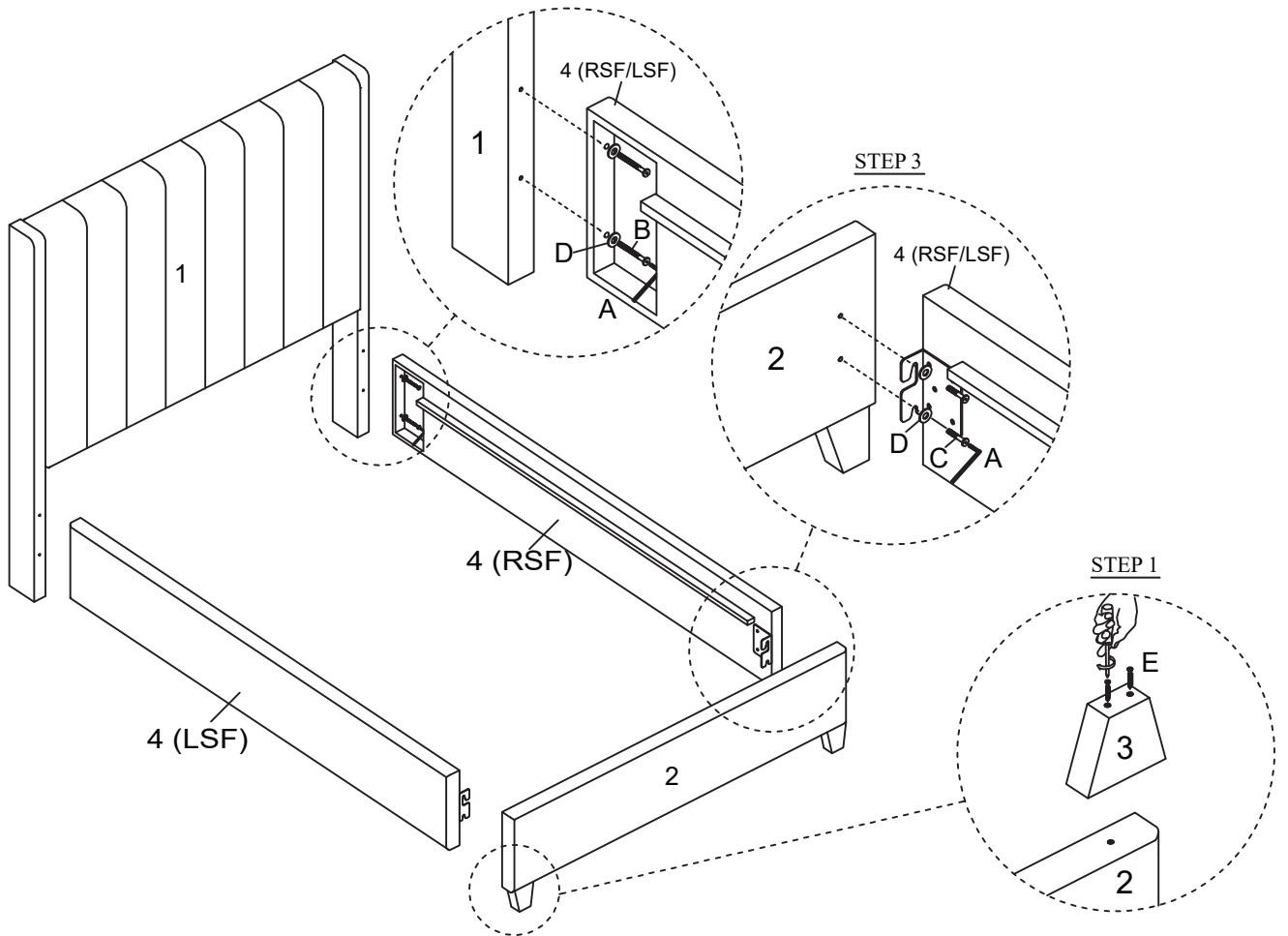
G X 20



CSK SCREW
M4x25mm

*** Above hardware are packed in 1570GYK-3EK

STEP 2



STEP 4

