

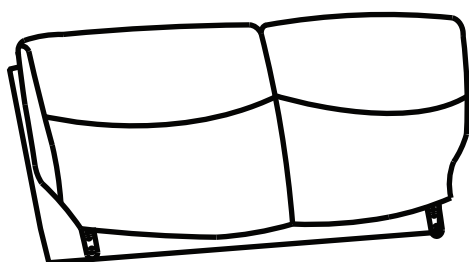
ASSEMBLY INSTRUCTION

Glory
FURNITURE
gloryfurniture.com

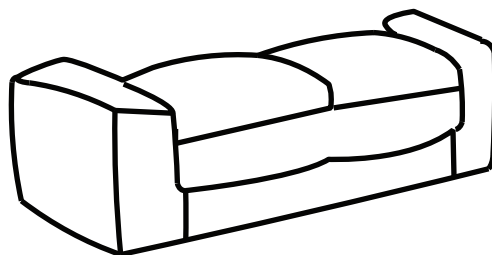
G674-G680 EATER LOVESEAT

NOTE: Do not use power tools for assembly. Power tools increase the risk of over tightening which lead to splitting or cracking the wood.

COMPONENT LIST







(A) BACK REST * 1



(B) SEAT * 1



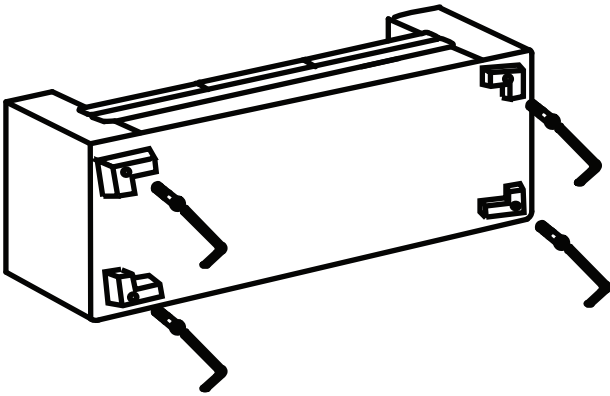
(C) ARM REST * 2

PARTS LIST		
Description	Drawings	Quantity
Feet		4 pcs
Screws		4 pcs
Washer		4 pcs
Allen key		1 pcs

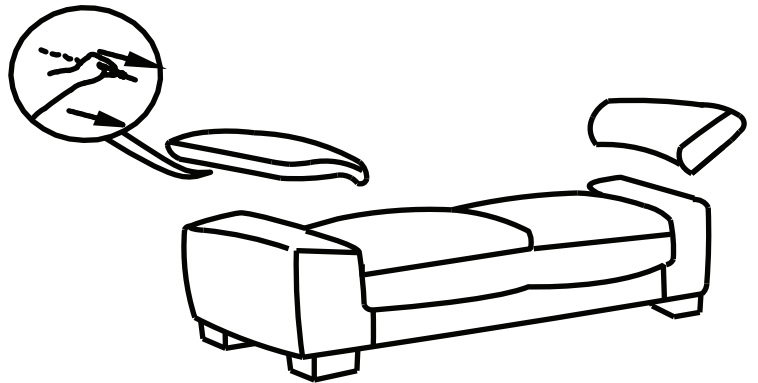
(D) PART LIST

ASSEMBLY STEPS


STEP 1.



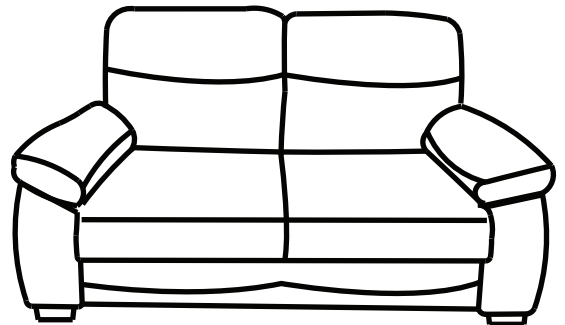
STEP 2.



STEP 3.



STEP 4.



CARE INSTRUCTION FOR PU FURNITURE

- Avoid exposing furniture directly to sunlight or heating and air conditioning outlets. Exposure to sunlight or heating and air conditioning outlets will fade/damage PU/Fabric
- Wipe gently with a damp soft cloth to remove dust, dirt and any grime buildup.
- Dry the PU match/Fabric with a dry soft cloth.
- Rub the PU/Fabric match with professional cleanser.