


ASSEMBLY INSTRUCTION

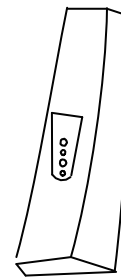
G681-G689 RC ROCKER RECLINER

NOTE: Do not use power tools for assembly. Power tools increase the risk of over tightening which lead to splitting or cracking the wood.

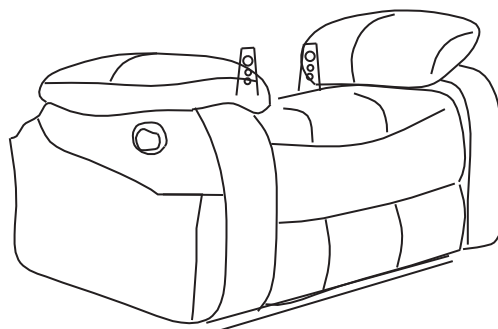
COMPONENT LIST



(A) BACK REST *1



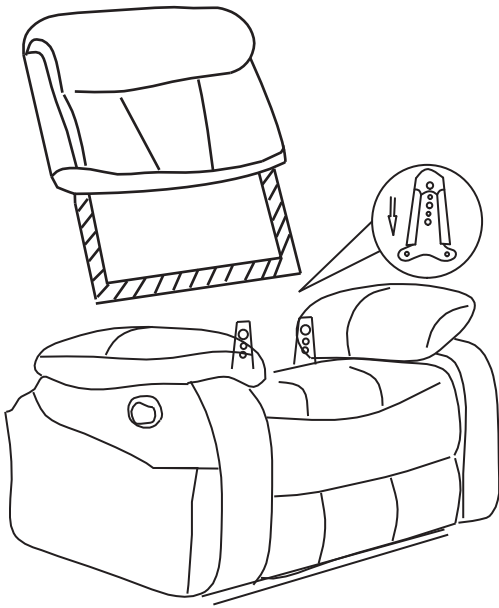
(B) ARMREST*2



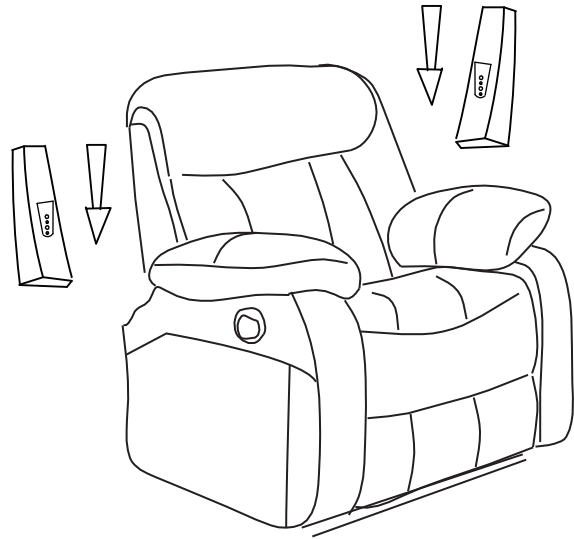
(C) SEAT*1

ASSEMBLY STEPS

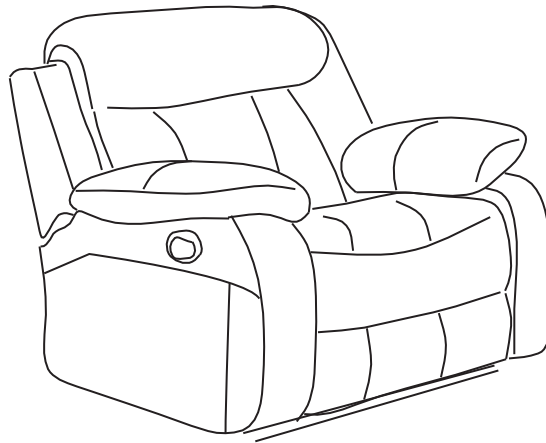
STEP 1.



STEP 2.



STEP 3.



CARE INSTRUCTION FOR PU FURNITURE

- Avoid exposing furniture directly to sunlight or heating and air conditioning outlets. Exposure to sunlight or heating and air conditioning outlets will fade/damage PU/Fabric
- Wipe gently with a damp soft cloth to remove dust, dirt and any grime buildup.
- Dry the PU match/Fabric with a dry soft cloth.
- Rub the PU match/Fabric with professional cleanser.