





## ASSEMBLY INSTRUCTIONS

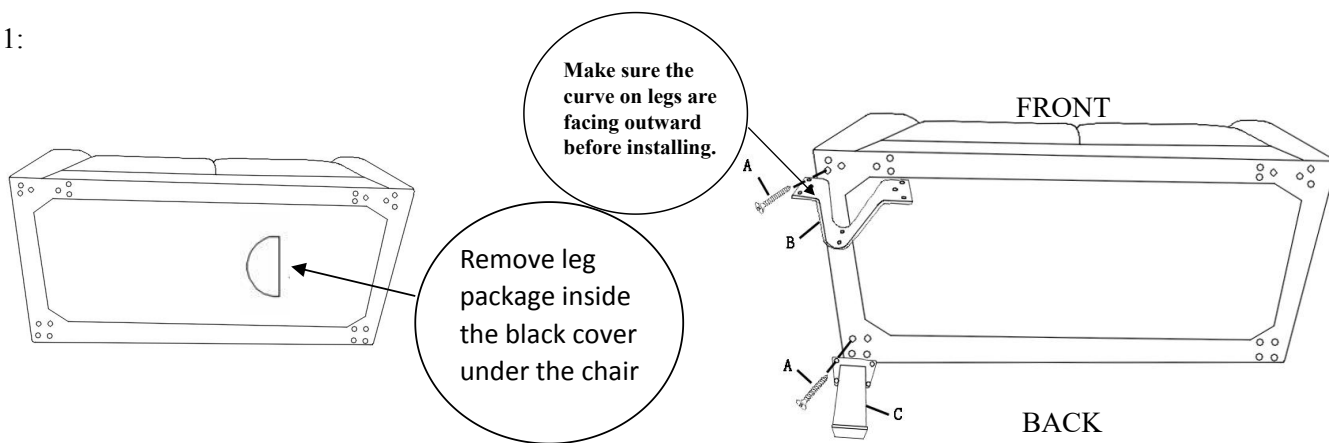
### MODEL : U8210 CHAIR

Thank you for purchasing this quality product. Be sure to check all packed material carefully for small parts which may have come loose inside the carton during shipment. Place all parts on a clean, smooth surface such as a rug or carpet to avoid scratching the parts. Be sure you have all the parts and hardware before you begin assembly.

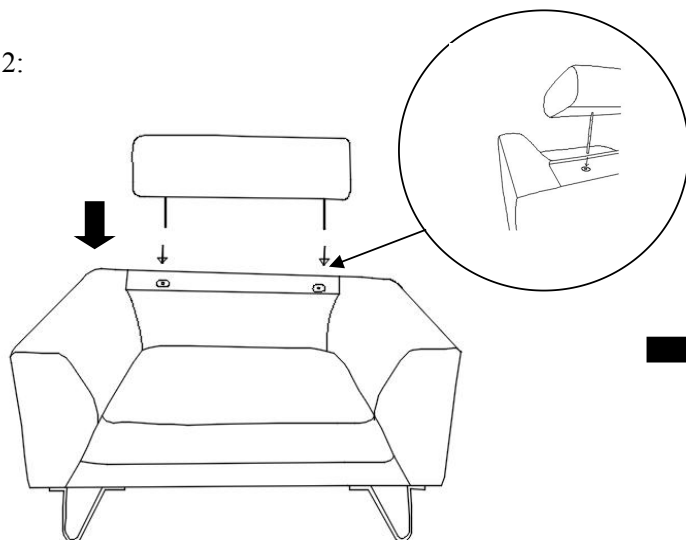
NOTE : DURING ASSEMBLY, DO NOT TIGHTEN ANY HARDWARE UNTIL THE COMPLETE UNIT HAS BEEN ASSEMBLED.

REF.	DESCRIPTION	QTY	REF.	DESCRIPTION	QTY
A: SCREW	M5*30mm 	20	B: FRONT LEGS	Metal Leg 	2
C: BACK LEGS	Metal Leg 	2	D: HEADREST S		1

#### STEP 1:



#### STEP 2:



#### STEP 3: DONE

