


ASSEMBLY INSTRUCTION

Model : SANTORINI - METALLIC WHITE - DR

Description : DRESSER
METALLIC WHITE/MARBLE

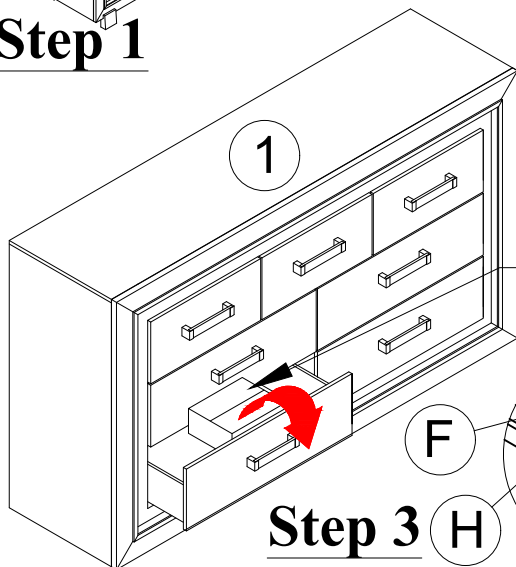
Thank you for purchasing this quality product. Be sure to check all packing material carefully for small parts that may have come loose inside the carton during shipment.

PART LIST :				HARDWARE LIST :				
No.	Description	Diagram	Quantity	No.	Description	Diagram	Size	Quantity
1	DRESSER		1	D	JCBC SCREW		M6 x 45mm	8
A	BUN FOOT FRONT		2	E	JCBC SCREW		M6 x 35mm	4
B	BUN FOOT BACK		2	F	SPRING WASHER		M6 x 13mm	12
C	CENTER SUPPORT		1	G	SPRING WASHER		M6 x 13mm	8
				H	FLAT WASHER		M6 x 19mm	4
				I	ALLEN KEY (LONG)		M4	1



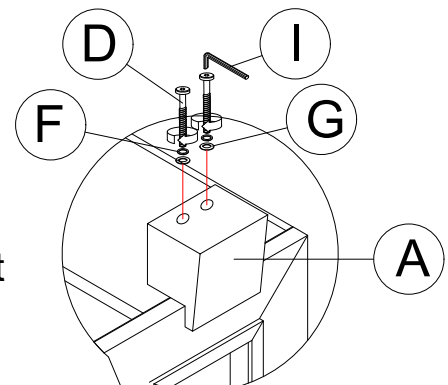
**COMPLETED
DRESSER
ASSEMBLY**

Step 1

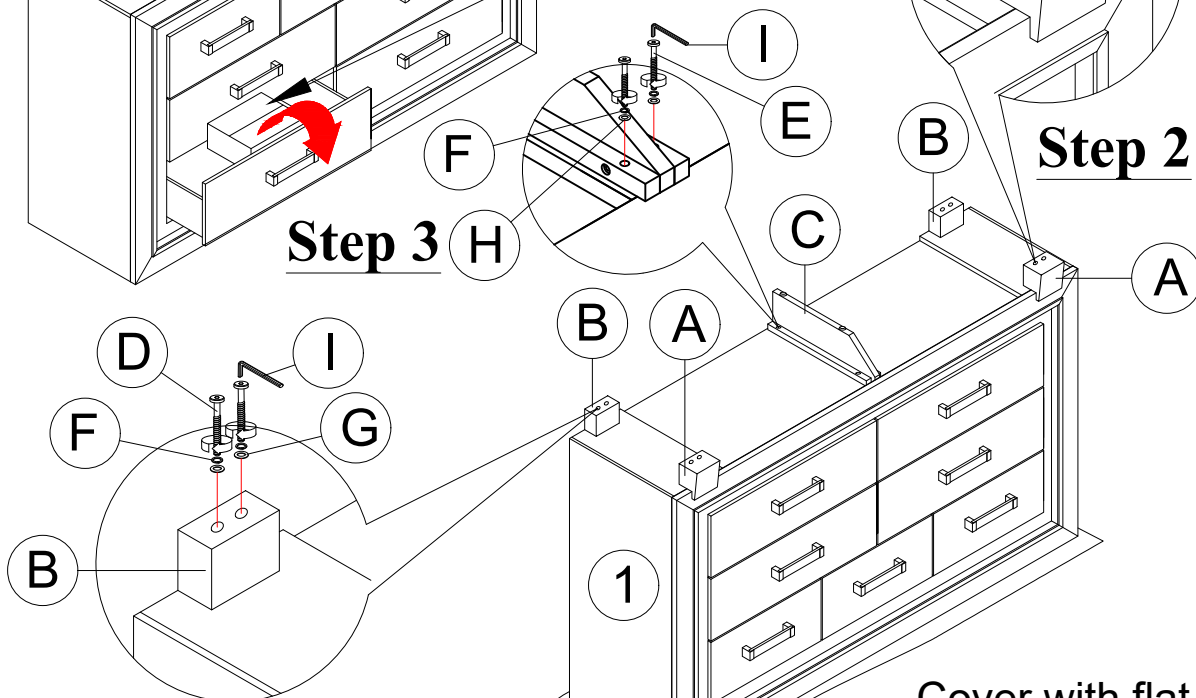


**Bun Foot's
Box &
Center Support**

Step 3



Step 2



Step 2.1

Cover with flat & soft surface

Made In Malaysia

1856WCS GLO DRESSER