


















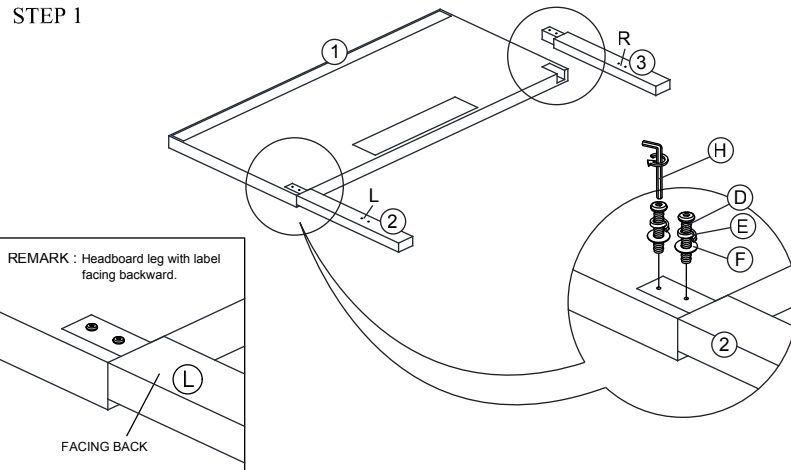


ASSEMBLY INSTRUCTION

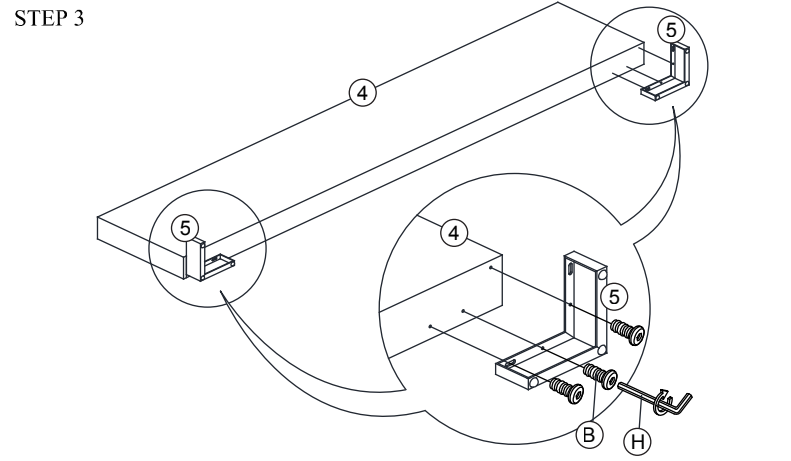
ITEM :

NO	PARTLIST	QTY
1	 HEADBOARD 1PC	1PC
2	 HEADBOARD LEG WITH LABEL "L" 1PC	1PC
3	 HEADBOARD LEG WITH LABEL "R" 1PC	1PC
4	 FOOTBOARD 1PC	1PC
5	 FOOTBOARD LEG 2PCS	2PCS
6	 SIDE RAIL (L) 2PCS	2PCS
7	 SIDE RAIL (R) 2PCS	2PCS
8	 SIDE RAIL LEG 2PCS	2PCS
9	 SLAT 4PCS	4PCS
10	 SUPPORT LEG WITH ADJUSTABLE FEET 4PCS	4PCS
ITEM	HARDWARE	QTY
A	 JCBB SCREW M8 x 20MM 8PCS	8PCS
B	 JCBC SCREW M6 x 15MM 6PCS	6PCS
C	 JCBC SCREW M6 x 25MM 8PCS	8PCS
D	 JCBC SCREW M6 x 40MM 8PCS	8PCS
E	 SPRING WASHER M6 x 12MM 12PCS	12PCS
F	 FLAT WAHSER M6 x 19MM 12PCS	12PCS
G	 CSK SCREW M4 x 32MM 8PCS	8PCS
H	 L-KEY M4 x 100MM 1PC	1PC
I	 L-KEY M5 x 65MM 1PC	1PC

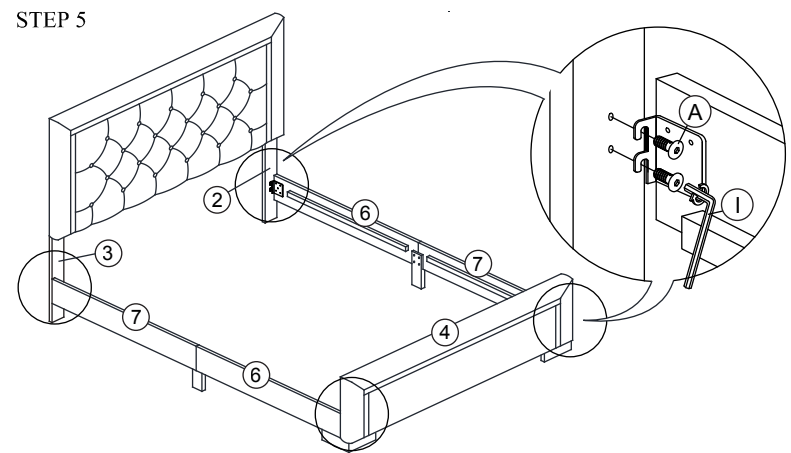
STEP 1



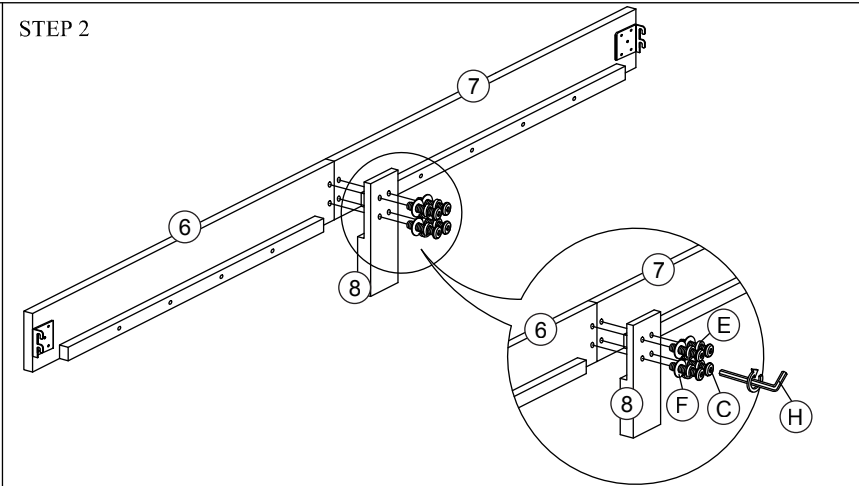
STEP 3



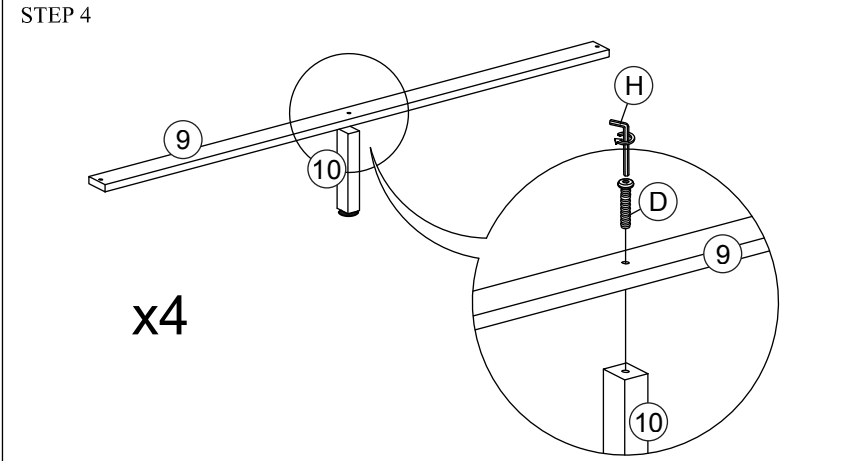
STEP 5



STEP 2



STEP 4



STEP 6

