

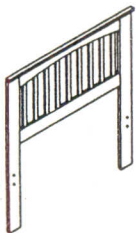



**ASSEMBLY TIPS:**

- 1.Remove hardware from box and sort by side
- 2.Please check to see that all hardware and parts are present prior start of assembly
- 3.Please follow attached instructions in the same sequence as numbered to assure fast & easy assembly

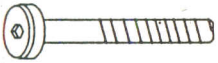



**Warning !**

1. Don't attempt to repair or modify parts that are broken or defective . Please contact the store immediately.
- 2.This product is for home use only and not intended for commercial establishment.

**PARTS IDENTIFICATION**

A		HEADBOARD	1PC
B		FOOTBOARD	1PC
C		BED RAIL	2PCS
D		BED SLAT	12PCS

**HARDWARE IDENTIFICATION**

1		BOLT	8 PCS
2		FLAT WASHER	8 PCS
3		ALLEN WRENCH	1 PC
4		FLAT HEAD SCREW	8 PCS