





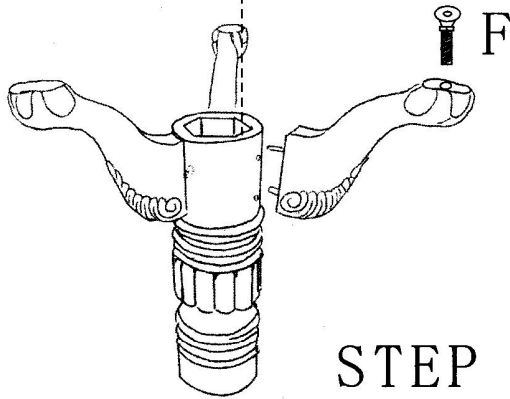
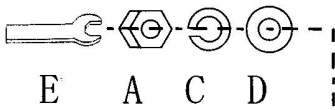



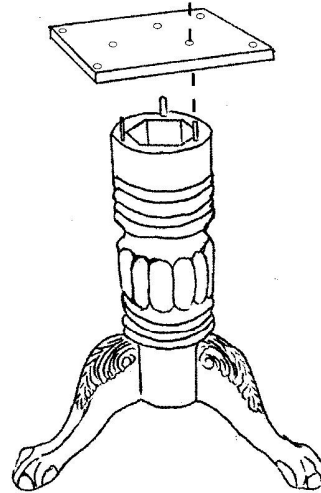
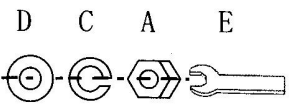
Assembly Instruction

DO NOT TIGHTEN SCREWS UNTIL COMPLETELY ASSEMBLED

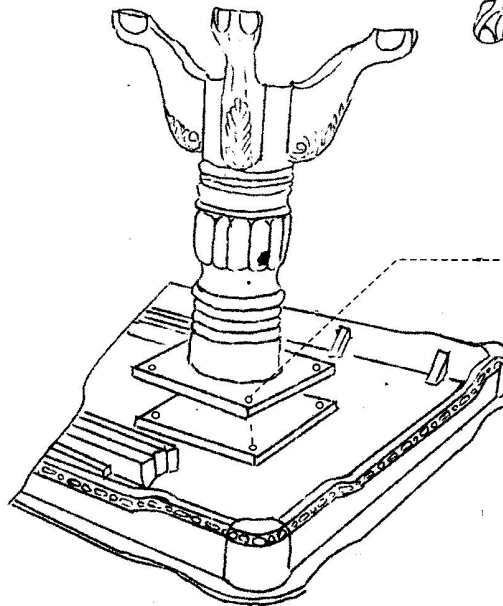
PARTS LIST				
A		SCREW NUT	$\Phi 5/16$ *	18PCS
B		BOLT	$\Phi 5/16$ *1-1/4"	8PCS
C		SPRING WASHER	$\Phi 5/16$ "	26PCS
D		FLAT WASHER	$\Phi 5/16$ "	26PCS
E		WRENCH	12mm	1PC
F			$\Phi 1/4$	6PCS



STEP 1



STEP 2



STEP 3

MADE IN CHINA