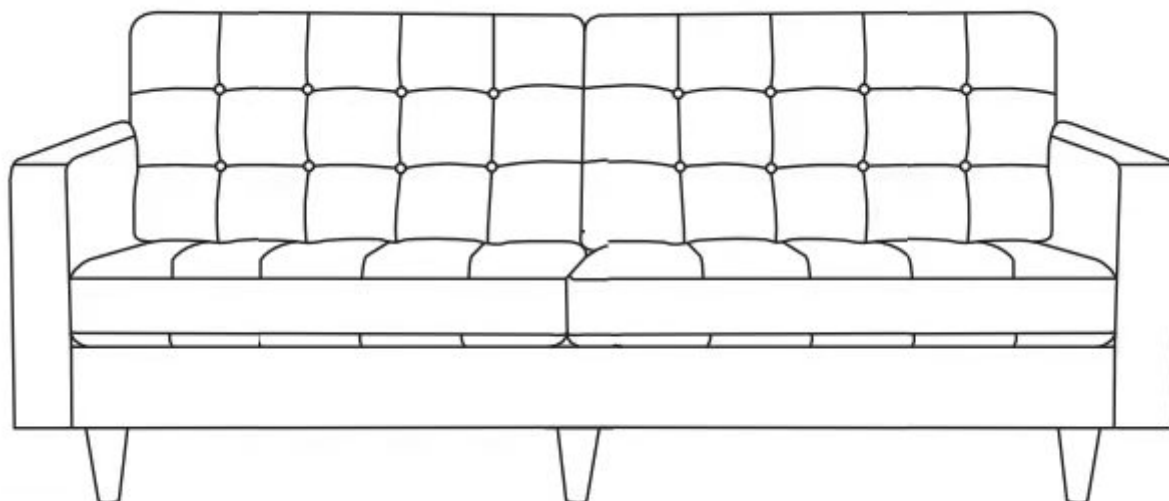


ASSEMBLY INSTRUCTIONS

EEI-6099

V1.06.28.22



Questions? Contact us!

609.256.9000 • cs@modway.com
www.modway.com

*modway

Let's get started!

*modway



Read through all of the instructions before starting



Care instructions are listed in the last step of this manual



Approx. 30 minutes assembly time



Make sure you have all parts and components before discarding any packing materials



2 people recommended for assembly

Only use hand tools to assemble this item. Do not use power tools. Do not tighten bolts or screws completely until all hardware is lined up and inserted into the holes.

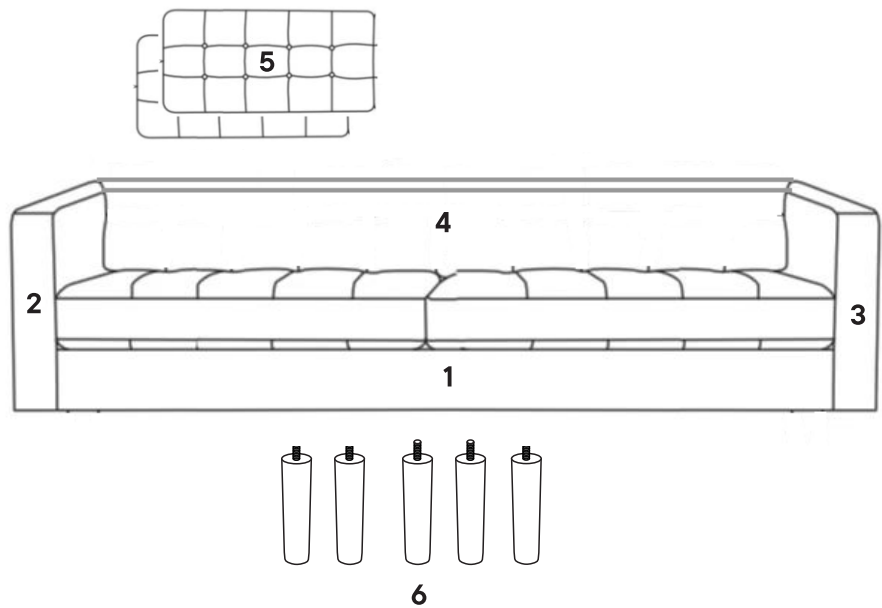
Do not over-tighten screws and bolts to avoid stripping the hardware or cracking the item.

Assemble your item on a flat, carpeted area, with plenty of space to work. This will prevent damage and scratches to your floors or the item while you're assembling the product.

Keep all components and packaging out of reach of children or animals to avoid risk of choking or suffocation.

Furniture components:

1	Sofa Seat	x1
2	Left Arm	x1
3	Right Arm	x1
4	Sofa Back	x1
5	Back Cushion	x2
6	Straight Legs	x5



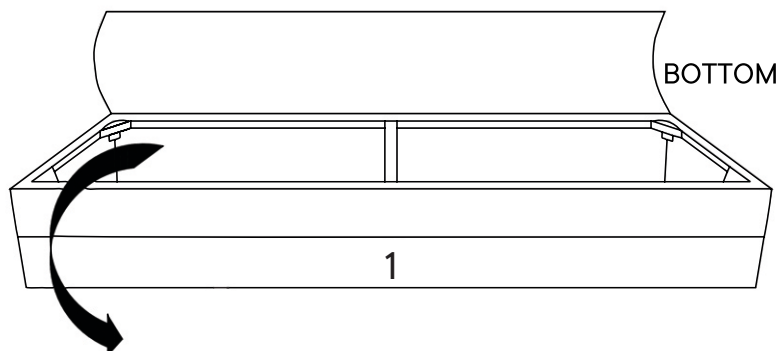
Wait!

Missing parts or hardware? Need assistance?
Contact us before returning your item. We're here to help!
609.256.9000 • cs@modway.com

Step 1

COMPONENTS

- | | | |
|---|---------------|----|
| 1 | Sofa Seat | x1 |
| 5 | Back Cushion | x2 |
| 6 | Straight Legs | x5 |

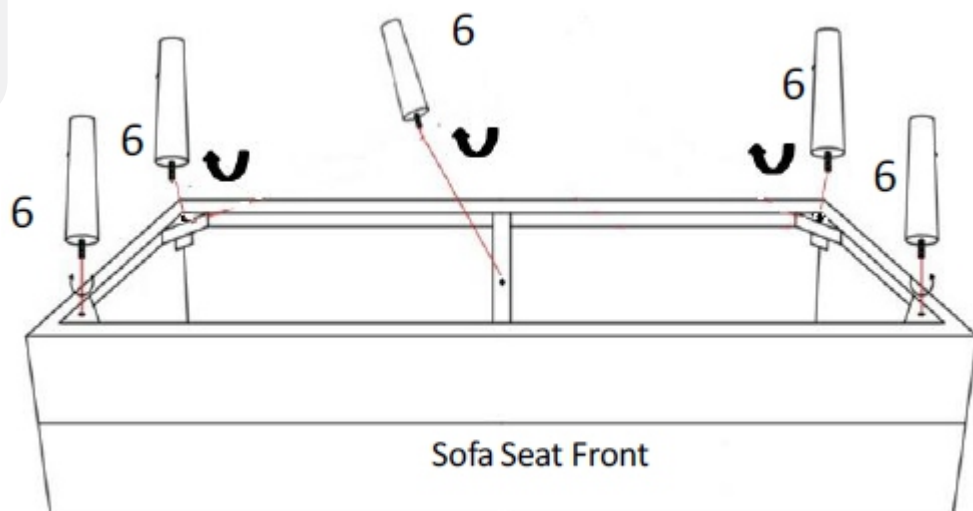


Unzip the bottom cover and locate the 2 Back Cushion (5) and 5 Straight Legs(6).

Step 2

COMPONENTS

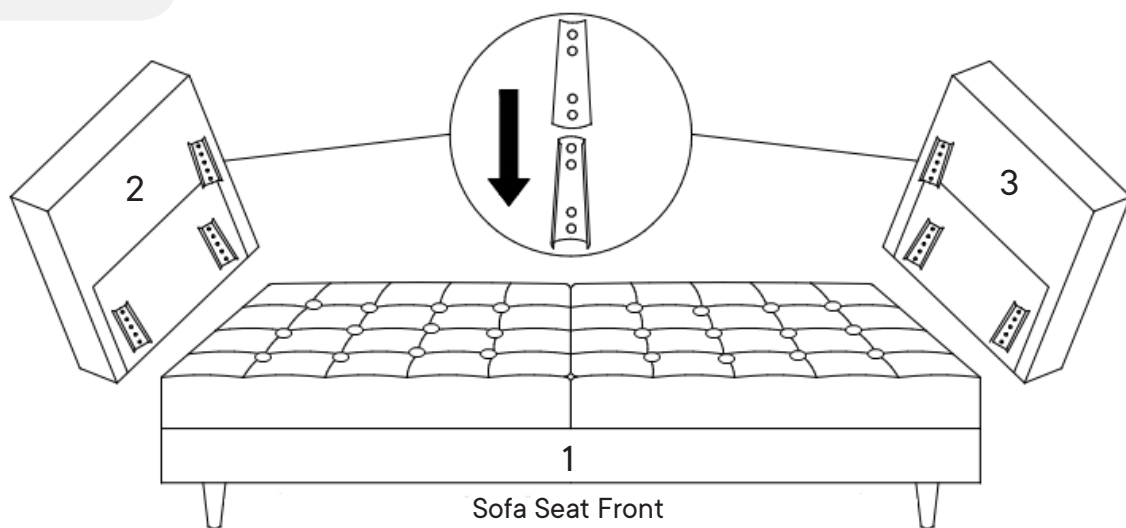
- | | | |
|---|---------------|----|
| 6 | Straight Legs | x5 |
|---|---------------|----|



Step 3

COMPONENTS

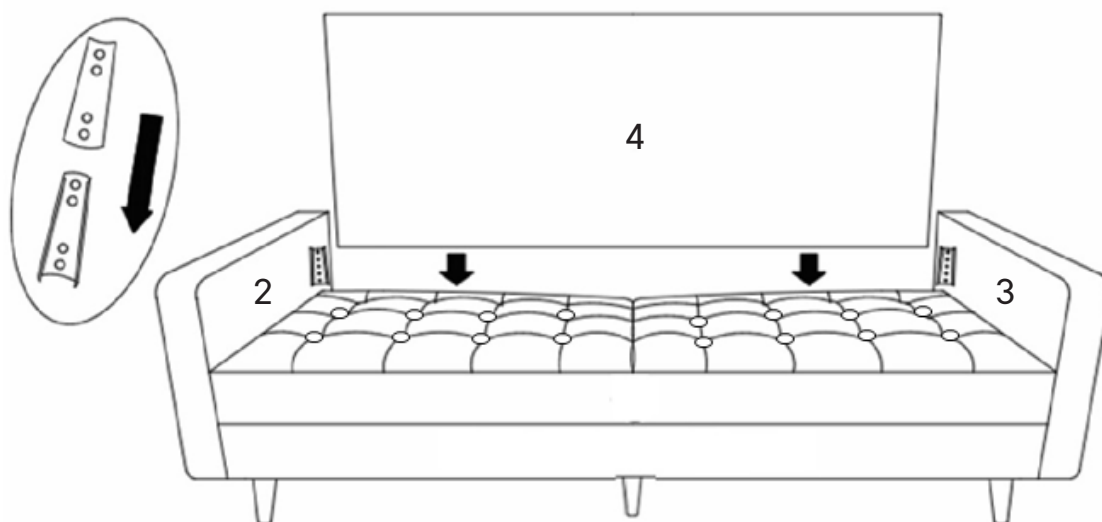
- | | | |
|---|-----------|----|
| 1 | Sofa Seat | x1 |
| 2 | Left Arm | x1 |
| 3 | Right Arm | x1 |



Step 4

COMPONENTS

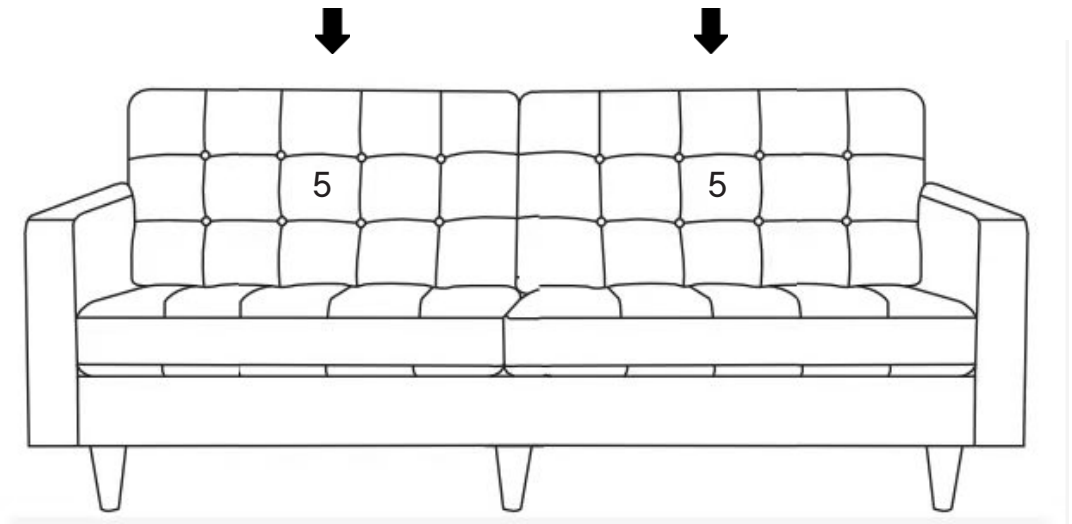
- | | | |
|---|-----------|----|
| 2 | Left Arm | x1 |
| 3 | Right Arm | x1 |
| 4 | Sofa Back | x1 |



Step 5

COMPONENTS

5 Back Cushion x2



Great job!

Your Sofa is complete.


♥ CARING FOR YOUR ITEM

Indoor use only.

Not contract grade.

Clean using a non-abrasive cloth and a mild cleaner.

Never use harsh chemicals, as they could damage the finish or integrity of the item.



CONNECT WITH US!   

Tag us @modway_furniture and #modway for a chance to be featured.