


ASSEMBLY INSTRUCTIONS

EEI-5020

V1.09.15.21



Questions? Contact us!

609.256.9000 • cs@modway.com
www.modway.com

***modway**



Read through all of the instructions before starting



Care instructions are listed in the last step of this manual



Approx. 30 minutes assembly time



Make sure you have all parts and components before discarding any packing materials



2 people recommended for assembly

Only use hand tools to assemble this item. Do not use power tools. Do not tighten bolts or screws completely until all hardware is lined up and inserted into the holes.

Do not over-tighten screws and bolts to avoid stripping the hardware or cracking the item.





Assemble your item on a flat, carpeted area, with plenty of space to work. This will prevent damage and scratches to your floors or the item while you're assembling the product.


Keep all components and packaging out of reach of children or animals to avoid risk of choking or suffocation.

Furniture components:

1	Chair Body	x1
2	Front Legs	x2
3	Back Legs	x2

Provided hardware:

A		Bolt M8x30mm	x12
B		Spring Washers M8	x12
C		Flat Washers M8	x12
D		Allen Key	x1



Wait!

Missing parts or hardware? Need assistance?

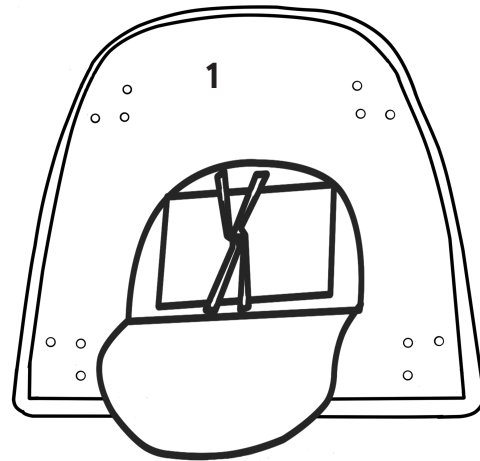
Contact us before returning your item. We're here to help!
609.256.9000 • cs@modway.com

Step 1

BOTTOM

COMPONENTS

- | | | |
|---|------------|----|
| ① | Chair Body | x1 |
| ② | Front Legs | x2 |
| ③ | Back Legs | x2 |



Unzip the bottom facing pocket to locate 2 Front Legs (2) , 2 Back Legs(3) & Hardware pack.

Step 2

HARDWARE

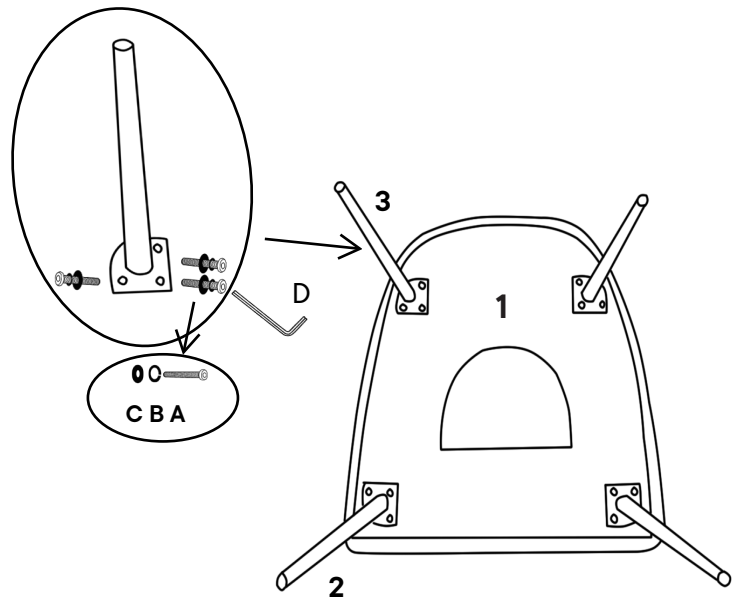
- | | | |
|---|-------------------|-----|
| Ⓐ | Bolt M8x30mm | x12 |
| Ⓑ | Spring Washers M8 | x12 |
| Ⓒ | Flat Washers M8 | x12 |

COMPONENTS

- | | | |
|---|------------|----|
| ② | Front Legs | x2 |
| ③ | Back Legs | x2 |

TOOLS

- | | | |
|---|-----------|----|
| Ⓓ | Allen Key | x1 |
|---|-----------|----|



Great job!

Your chair is complete and ready to enjoy.


♥ CARING FOR YOUR ITEM

Indoor use only.

Not contract grade.

Spot clean using a non-abrasive cloth and a mild cleaner.

Never use harsh chemicals, as they could damage the finish or integrity of the item.



CONNECT WITH US!   

Tag us **@modway_furniture** and **#modway** for a chance to be featured.