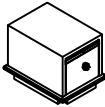

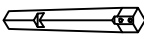

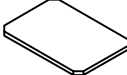






# Assembly Instructions

## ITEM NO.:36599

Thank you for purchasing this quality product. Be sure to check all packing material carefully for small parts that may have come loose inside the carton during shipment. (Note: Loosely thread all screws/bolts first. Once the item is assembled then completely tighten.)

PARTS LIST:				HARDWARE LIST				
NO.	Description	Sketch	Quantity	NO.	Sketch	Description	Size	Quantity
A	Top		1pc	D		Bolts	$\phi 5/16'' \times 1-3/4''$	8pcs
B	Legs		4pcs	E		Flat washer	$\phi 5/16'' \times 1/2''$	8pcs
C	Bottom Shelf		1pc	F		Lock washer	$\phi 5/16'' \times 3/4''$	8pcs
				G		Allen wrench	M5*65L	1pc
				H			1**1"	4pcs
				I		Wood screw	$\phi 1/8'' \times 1/2'' L$	8pcs

