



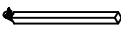



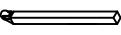

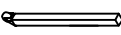



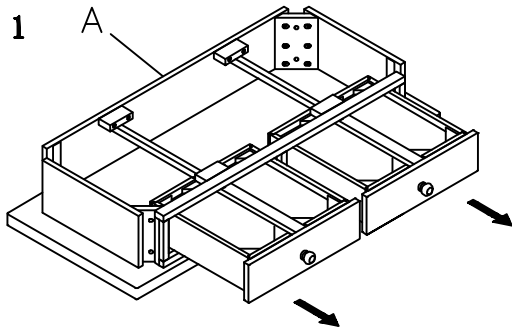
# Assembly Instructions

## ITEM NO.:30434/36525

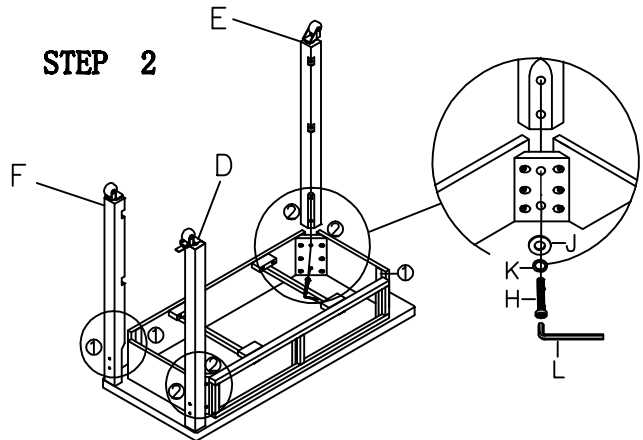
**Thank you for purchasing this quality product. Be sure to check all packing material carefully for small parts that may have come loose inside the carton during shipment. (Note: Loosely thread all screws/bolts first. Once the item is assembled then completely tighten.)**

TOOLS REQUIRED				HARDWARE LIST:				
PARTS LIST:				No.	Sketch	Description	Size	Quantity
No.	Description	Sketch	Quantity					
A	Top		1	G		Shake handhandle		2
B	Bottom box		2	H		Bolt	$\square \frac{5}{16}'' \times 1-3/4''$	16
C	Before his left foot		1	I		Bolt	$\square \frac{5}{16}'' \times 3/4''$	8
D	Before his right foot		1	J		Flat Washer	$\square \frac{5}{16}'' \times \frac{3}{4}''$	16
E	After his left foot		1	K		Lock Washer	$\square \frac{5}{16}''$	16
F	After his right foot		1	L		Allen Wrench	M5	1

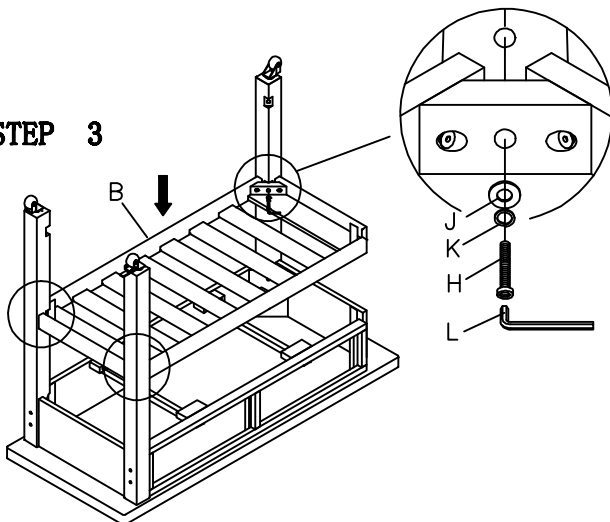
**STEP 1**



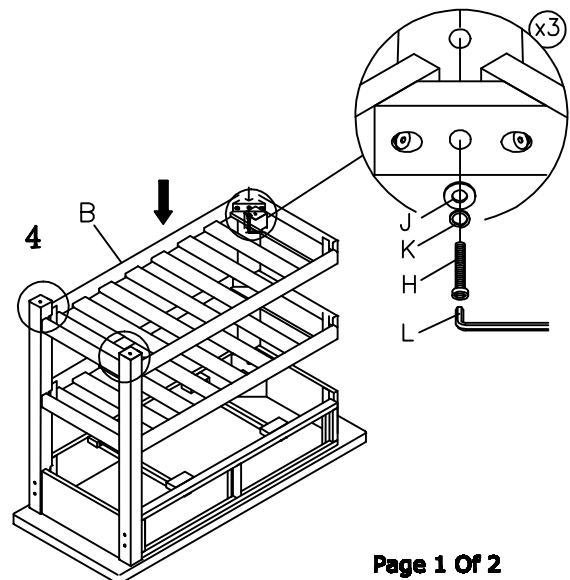
**STEP 2**



**STEP 3**







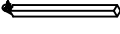

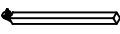





**STEP 4**



# Assembly Instructions

## ITEM NO.:30434/36525

**Thank you for purchasing this quality product. Be sure to check all packing material carefully for small parts that may have come loose inside the carton during shipment. (Note: Loosely thread all screws/bolts first. Once the item is assembled then completely tighten.)**

TOOLS REQUIRED				HARDWARE LIST:				
PARTS LIST:				No.	Sketch	Description	Size	Quantity
No.	Description	Sketch	Quantity					
A	Top		1	G		Shake handhandle		2
B	Bottom box		2	H		Bolt	$\square \frac{5}{16}'' * 1-3/4''$	16
C	Before his left foot		1	I		Bolt	$\square \frac{5}{16}'' * 3/4''$	8
D	Before his right foot		1	J		Flat Washer	$\square \frac{5}{16}'' * \frac{3}{4}''$	16
E	After his left foot		1	K		Lock Washer	$\square \frac{5}{16}''$	16
F	After his right foot		1	L		Allen Wrench	M5	1

