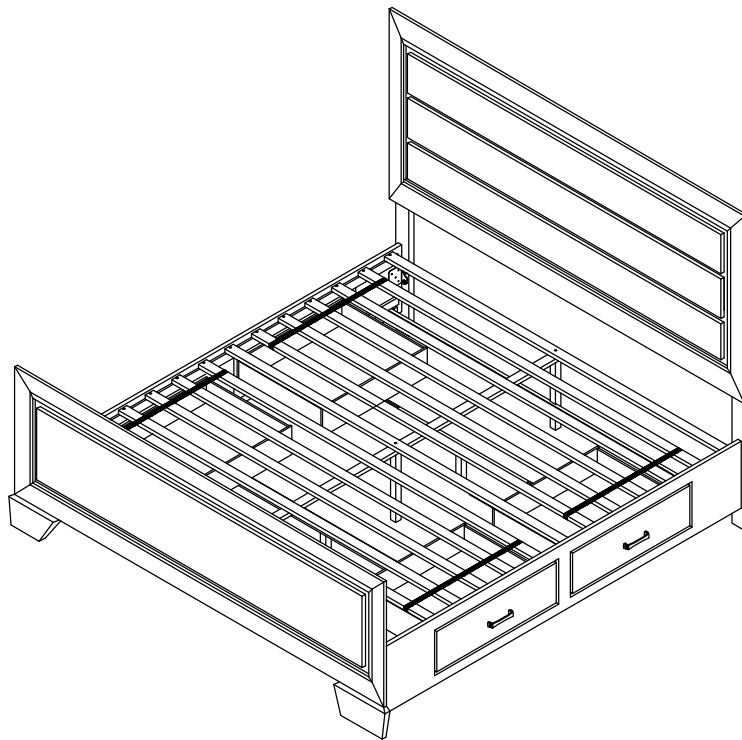




ASSEMBLY INSTRUCTIONS COASTER FINE FURNITURE



Fine Furniture for every stage of life

204390KE (B1-B4) **Eastern King Storage Bed**

REVISION 0 : 04/08/2016
REVISION 1 : 11/14/2016
REVISION 2 : 01/21/2020

ITEM: 204390KE (B1-B4)



ASSEMBLY INSTRUCTIONS

ASSEMBLY TIPS:

- 1 . Remove hardware from box and sort by size.
- 2 . Please check to see that all hardware and parts are present prior to start of assembly.
- 3 . Please follow attached instructions in the same sequence as numbered to assure fast & easy assembly.



WARNING !

- 1 . Don't attempt to repair or modify parts that are broken or defective. Please contact the store immediately.
- 2 . This product is for home use only and not intended for commercial establishment.

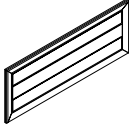

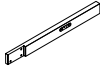



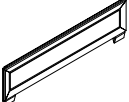



ASSEMBLY TIME

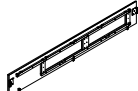
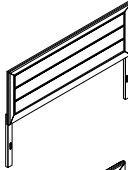
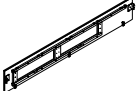
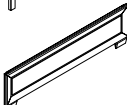
30 MINUTES

PARTS IDENTIFICATION


B1 (BOX 1)

A	HEADBOARD PANEL		1PC	J	STORAGE FOOTBOARD SUPPORT LEG		2PCS
B	LEFT HEADBOARD LEG		1PC	K	CENTER RAIL SUPPORT WITH LEVELER		3PCS
C	RIGHT HEADBOARD LEG		1PC	L	CENTER RAIL		1PC
D	FOOTBOARD		1PC	M	BOTTOM CROSS BAR		3PCS


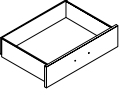
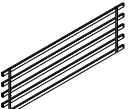
B2 (BOX 2)

E	LEFT BED RAIL		1PC	HB	204390KE (B1) FROM BOX 1 HEADBOARD COMPLETE		1PC
F	RIGHT BED RAIL		1PC	D	204390KE (B1) FROM BOX 1 FOOTBOARD		1PC

B3 (BOX 3)

G	BED SLAT WITH 3 HOLES		3PCS	N	DRAWER BOX		2PCS
---	-----------------------	---	------	---	------------	---	------

B4 (BOX 4)

H	DRAWER SLAT		2PCS	O	DRAWER BOX		2PCS
I	ROLL SLAT (5PCS)		2SETS				

ITEM: 204390KE (B1-B4)



ASSEMBLY INSTRUCTIONS


ASSEMBLY TIPS:

- 1 . Remove hardware from box and sort by size.
- 2 . Please check to see that all hardware and parts are present prior to start of assembly.
- 3 . Please follow attached instructions in the same sequence as numbered to assure fast & easy assembly.



WARNING !

- 1 . Don't attempt to repair or modify parts that are broken or defective. Please contact the store immediately.
- 2 . This product is for home use only and not intended for commercial establishment.



ASSEMBLY TIME

30 MINUTES

HARDWARE IDENTIFICATION

Z-B1 (BOX 1) - HARDWARE PACK IS LOCATED IN 204390KE (B1)

1 BOLT
(M6 x 30mm - BLK)



6PCS

3 FLAT WASHER
(1/4" x 13mm - BLK)



6PCS

2 LOCK WASHER
(1/4" - BLK)



6PCS

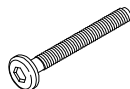
4 ALLEN WRENCH
(M4 x 65mm - BLK)



1PC

Z-B2 (BOX 2) - HARDWARE PACK IS LOCATED IN 204390KE (B2)

5 BOLT
(M6 x 50mm - BLK)



5PCS

8 SMALL ALLEN
WRENCH
(M4 x 65mm - BLK)



1PC

6 LONG FLAT HEAD
SCREW
(M4 x 32mm - RBW)



43PCS

9 BIG ALLEN
WRENCH
(M5 x 65mm - BLK)



1PC

7 SHORT FLAT HEAD
SCREW
(M4 x 16mm - RBW)



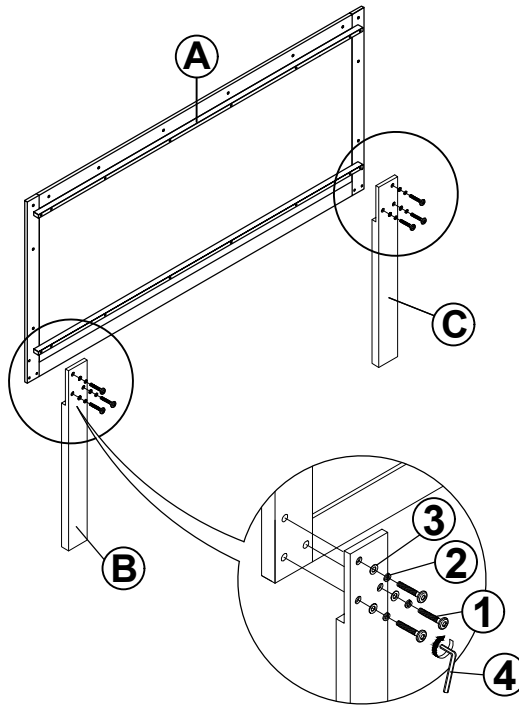
4PCS

NOTE:

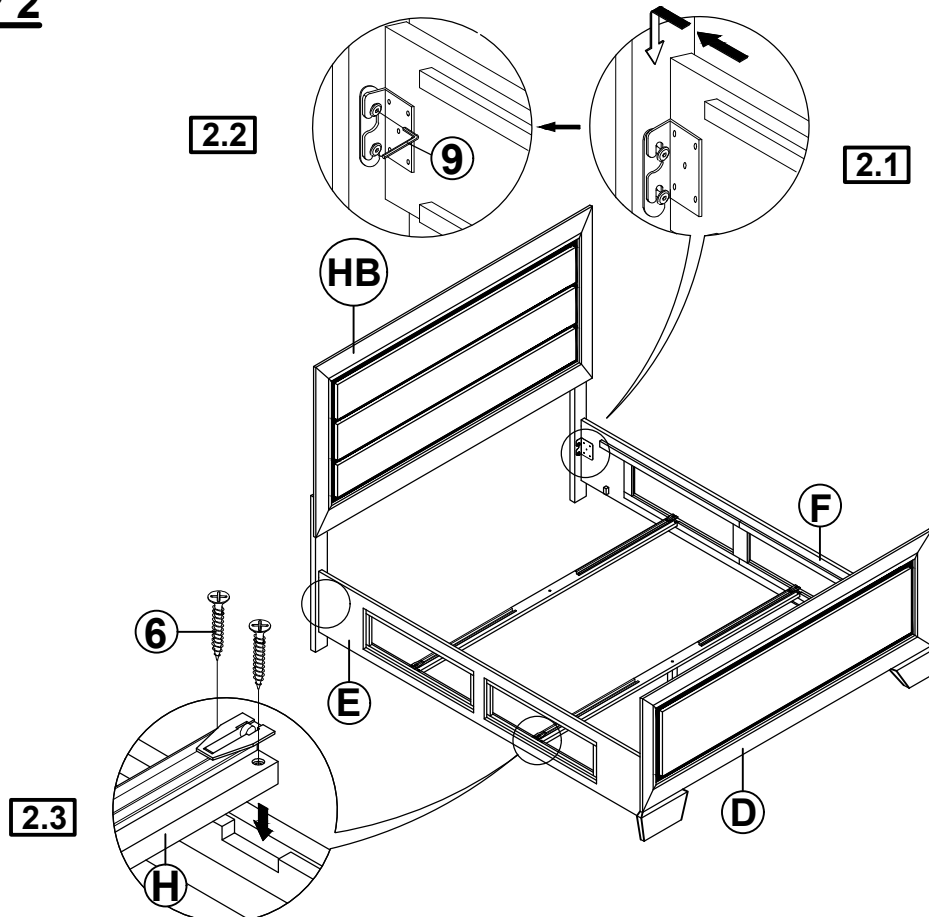
Philips head screw driver in the assembly process ; however, manufacturer does not provide the item

ITEM: **204390KE (B1-B4)**
ASSEMBLY INSTRUCTIONS

STEP 1

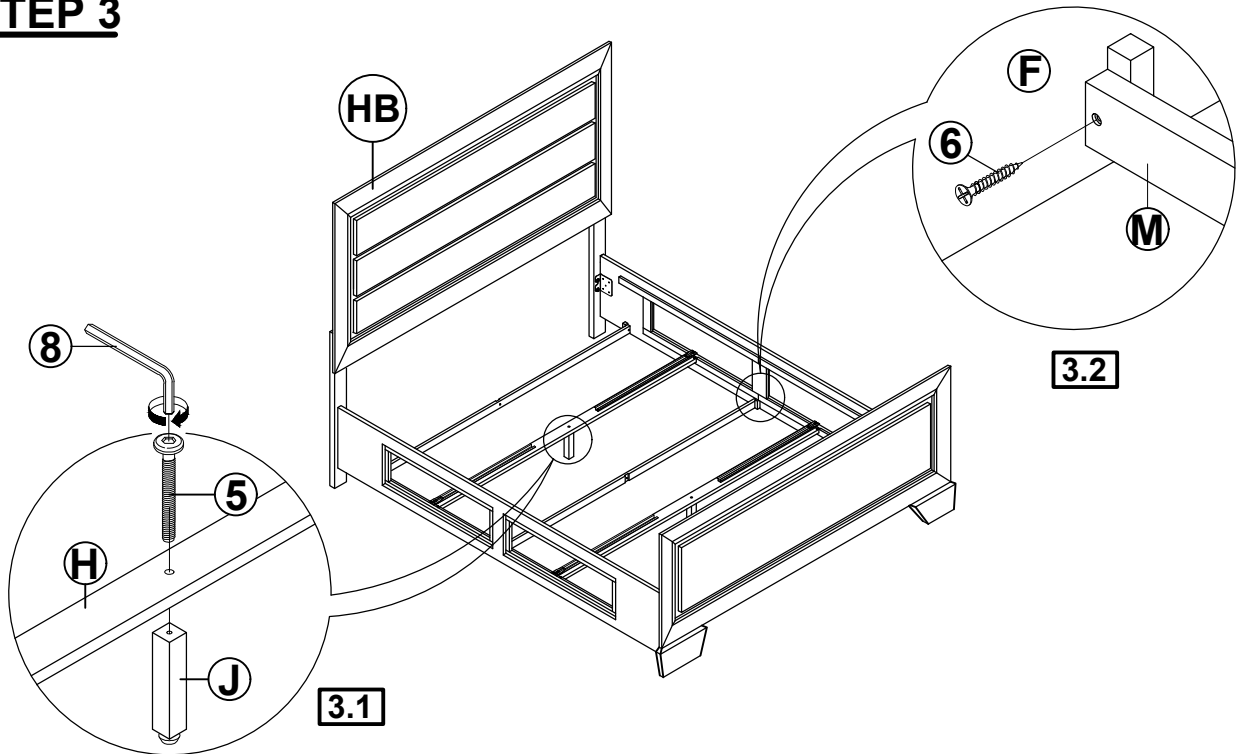


STEP 2

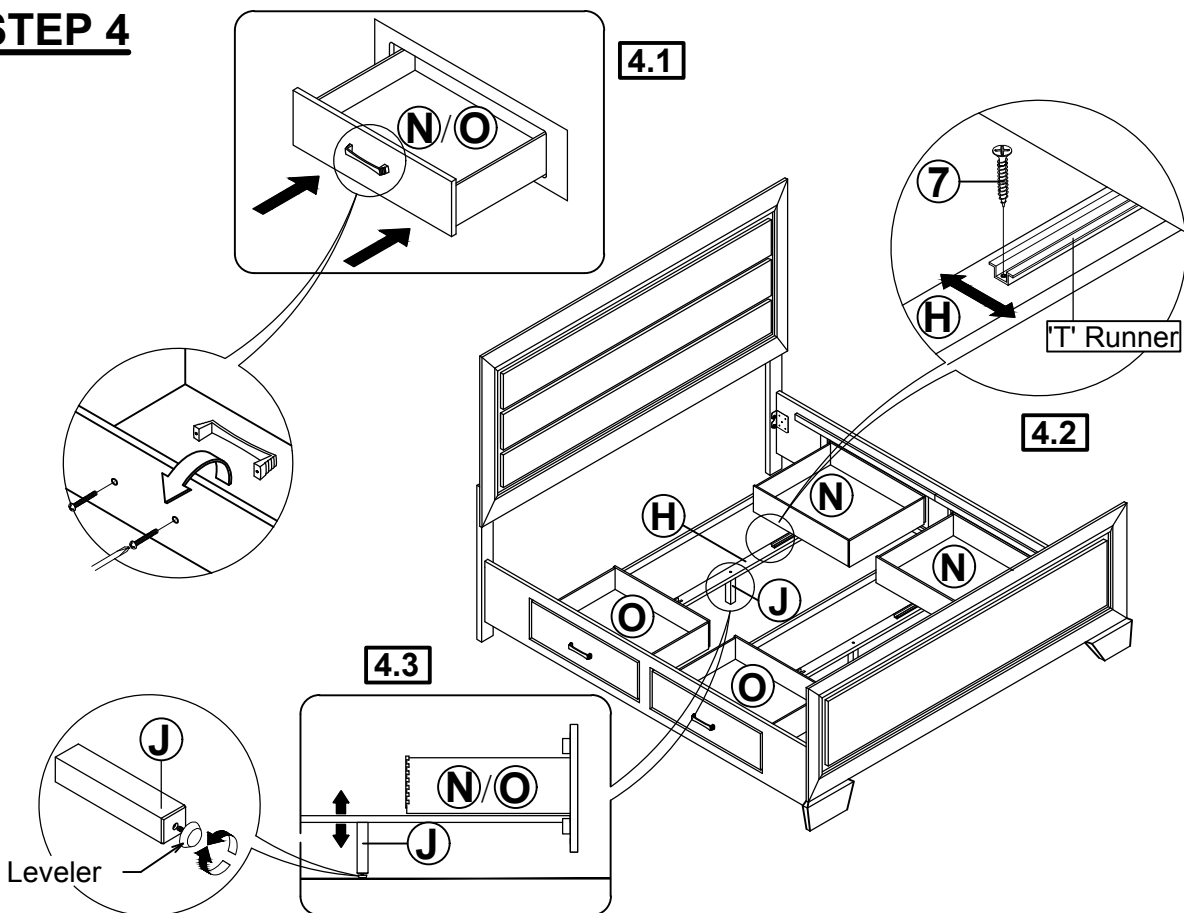


ITEM: **204390KE (B1-B4)**
ASSEMBLY INSTRUCTIONS

STEP 3



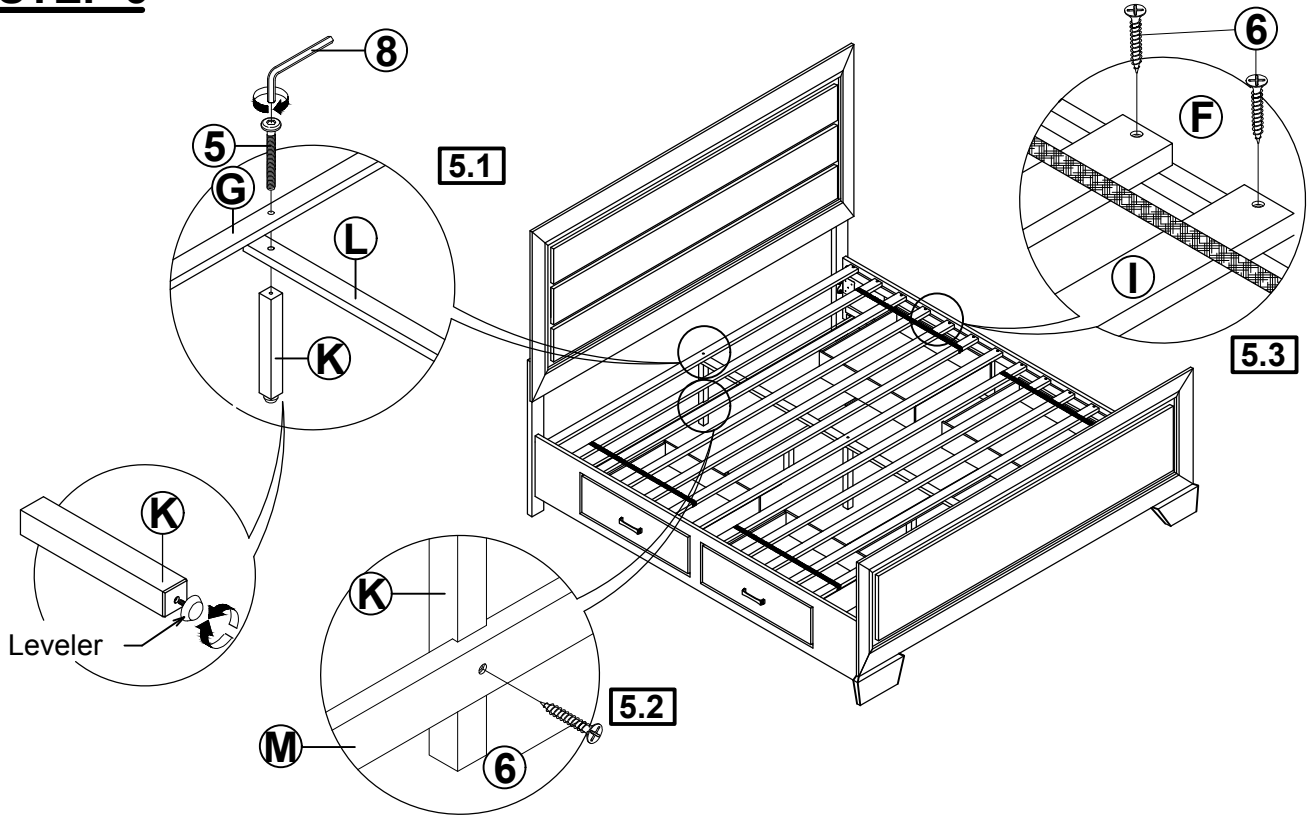
STEP 4



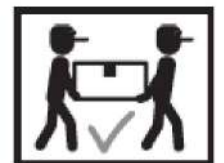
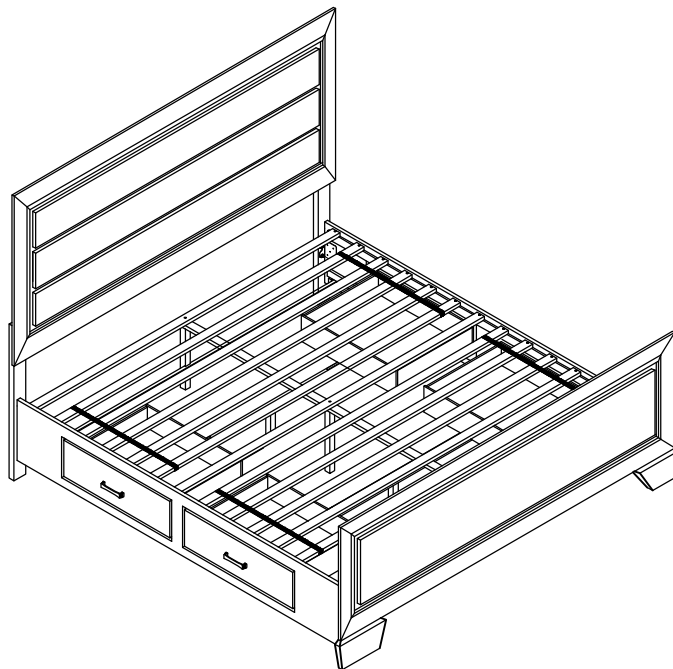
ITEM: **204390KE (B1-B4)**
ASSEMBLY INSTRUCTIONS



STEP 5



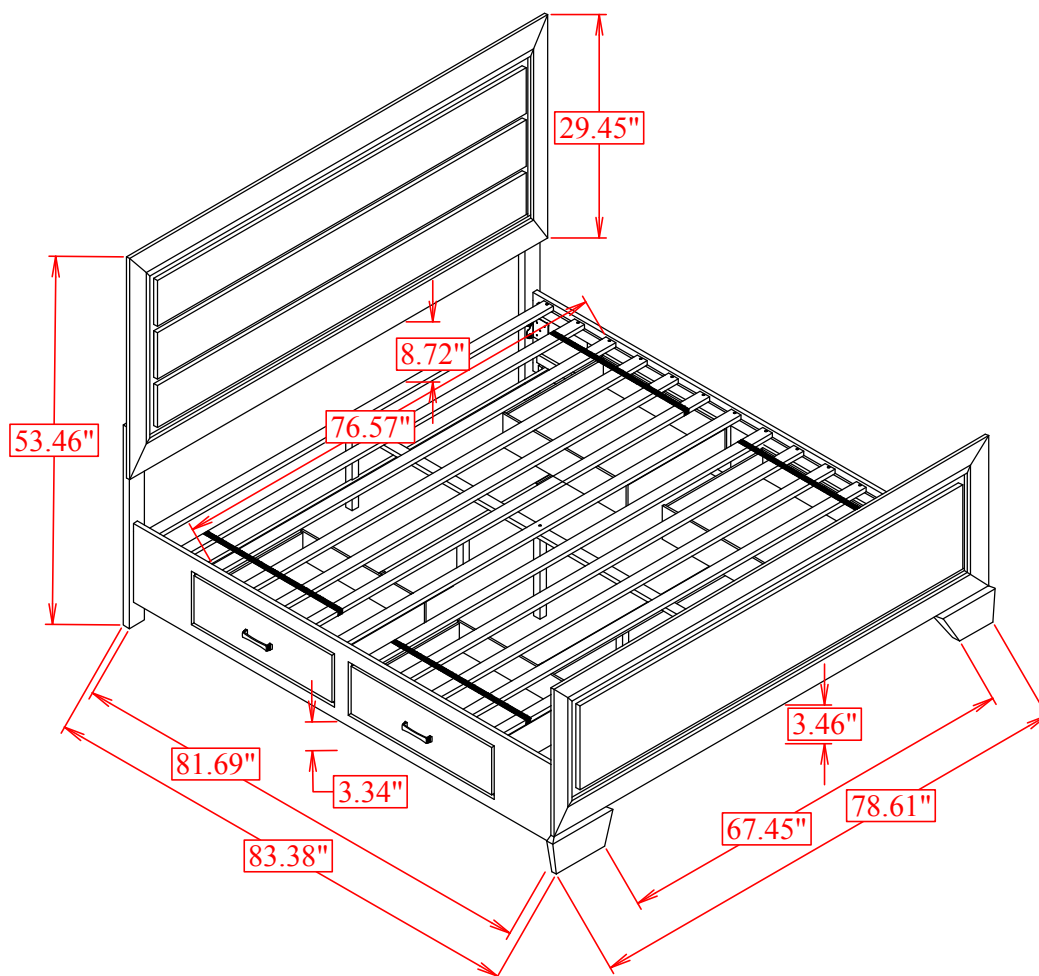
STEP 6
COMPLETE



ITEM: **204390KE (B1-B4)**



INNER SIZE : 76.57" X 81.69"
INNER SIZE DRAWER : 5.78" X 17.71" X 24.01"



Note: Dimension tolerance $\pm 5\%$