COASTER®
FINE FURNITURE

ASSEMBLY INSTRUCTIONS
COASTER FINE FURNITURE

Fine Furniture for every stage of life

650223P
POWER GLIDER RECLINER

REVISION 1:06/13/2018
REVISION 2:07/09/2019
REVISION 3:01/03/2020
REVISION 4:09/14/2020

COASTERFURNITURE.COM

ITEM: 650223P

ASSEMBLY INSTRUCTIONS

ASSEMBLY TIPS:

1. Remove hardware from box and sort by size.
2. Please check to see that all hardware and parts are present prior to start of assembly.
3. Please follow attached instructions in the same sequence as numbered to assure fast & easy assembly.

WARNING!

1. Don't attempt to repair or modify parts that are broken or defective. Please contact the store immediately.
2. This product is for home use only and not intended for commercial establishments.

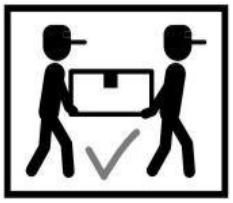

ASSEMBLY TIME PER UNIT	20 MINUTES

PARTS IDENTIFICATION

A	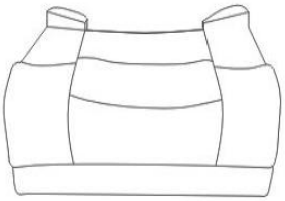	BASE	1 PC
B	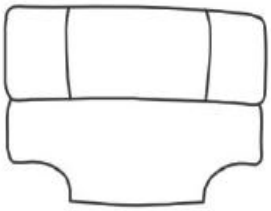	MIDDLE BACK	1 PC
C		LEFT ARM PAD	1 PC
D		RIGHT ARM PAD	1 PC
E		POWER CABLE	1 PC
Z 1	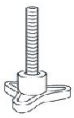	HARDWARE PACKAGE BOLT	4 PCS

ITEM: 650223P

ASSEMBLY INSTRUCTIONS

STEP1

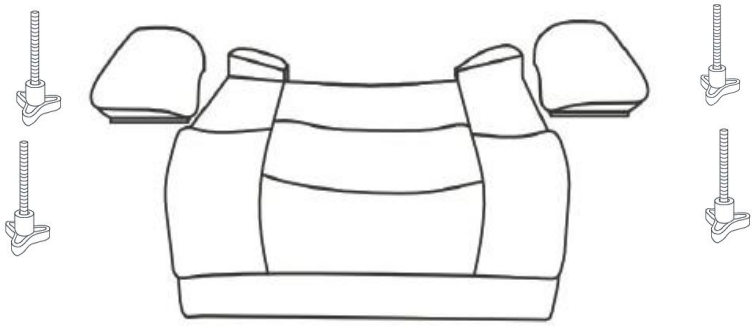

STEP2

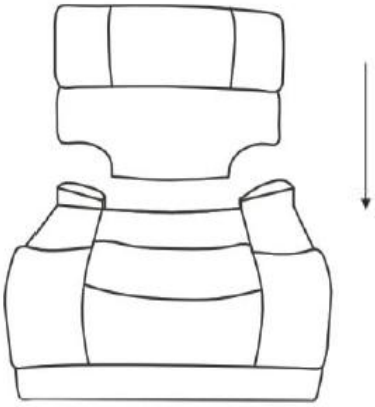

STEP3

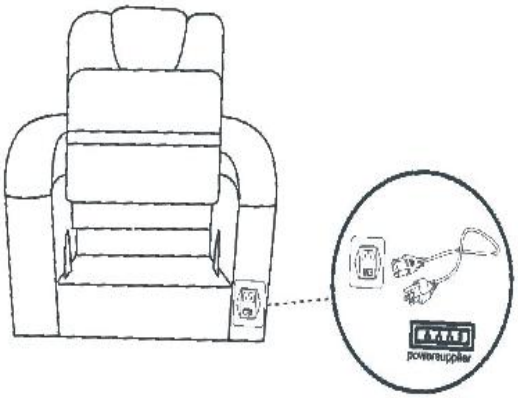

STEP4

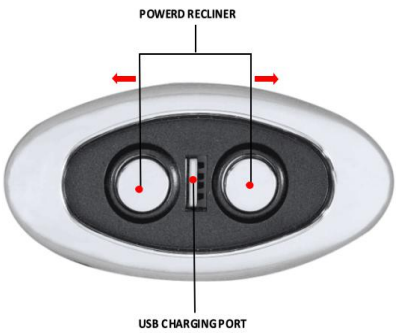

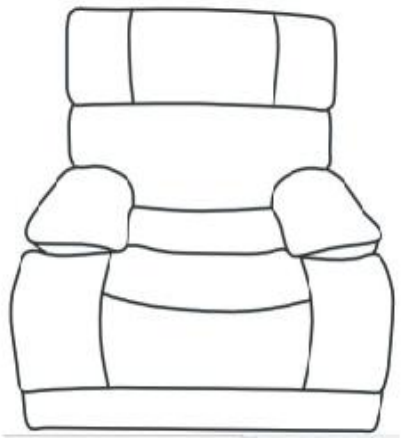

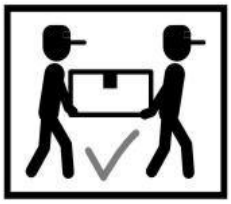

ITEM: 650223P

COASTER
FINE FURNITURE

Note : Dimension tolerance ±5%