

*ASSEMBLY INSTRUCTIONS*  
*COASTER FINE FURNITURE*



*Fine Furniture for every stage of life*

930014  
***ACCENT TABLE***

REVISION 0 : 09/25/2017  
REVISION 1 : 08/24/2020

ITEM:930014



# ASSEMBLY INSTRUCTIONS

## ASSEMBLY TIPS:

1. Remove hardware from box and sort by size.
2. Please check to see that all hardware and parts are present prior to start of assembly.
3. Please follow attached instructions in the same sequence as numbered to assure fast & easy assembly.



## WARNING!





1. Don't attempt to repair or modify parts that are broken or defective. Please contact the store immediately.
2. This product is for home use only and not intended for commercial establishments.

ASSEMBLY TIME 15 MINUTES

## PARTS IDENTIFICATION

A	TOP		1PC
B	SIDE FRAME		2PCS
C	CROSSBAR		2PCS

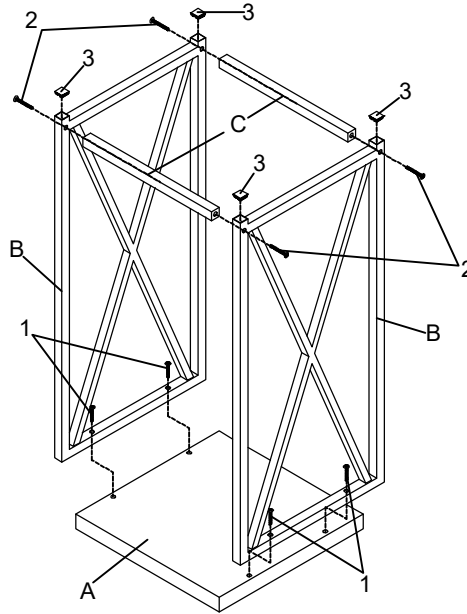
## HARDWARE IDENTIFICATION

1	SHORT BOLT (1/4" x 28mm SR)		4PCS
2	LONG BOLT (1/4" x 38mm SR)		4PCS
3	CAP (18 x 18mm BLK)		4PCS
4	ALLEN WRENCH (4mm)		1PC


# ITEM:930014 ASSEMBLY INSTRUCTIONS



**STEP 1** Do not tighten until each step is completed or instructed.



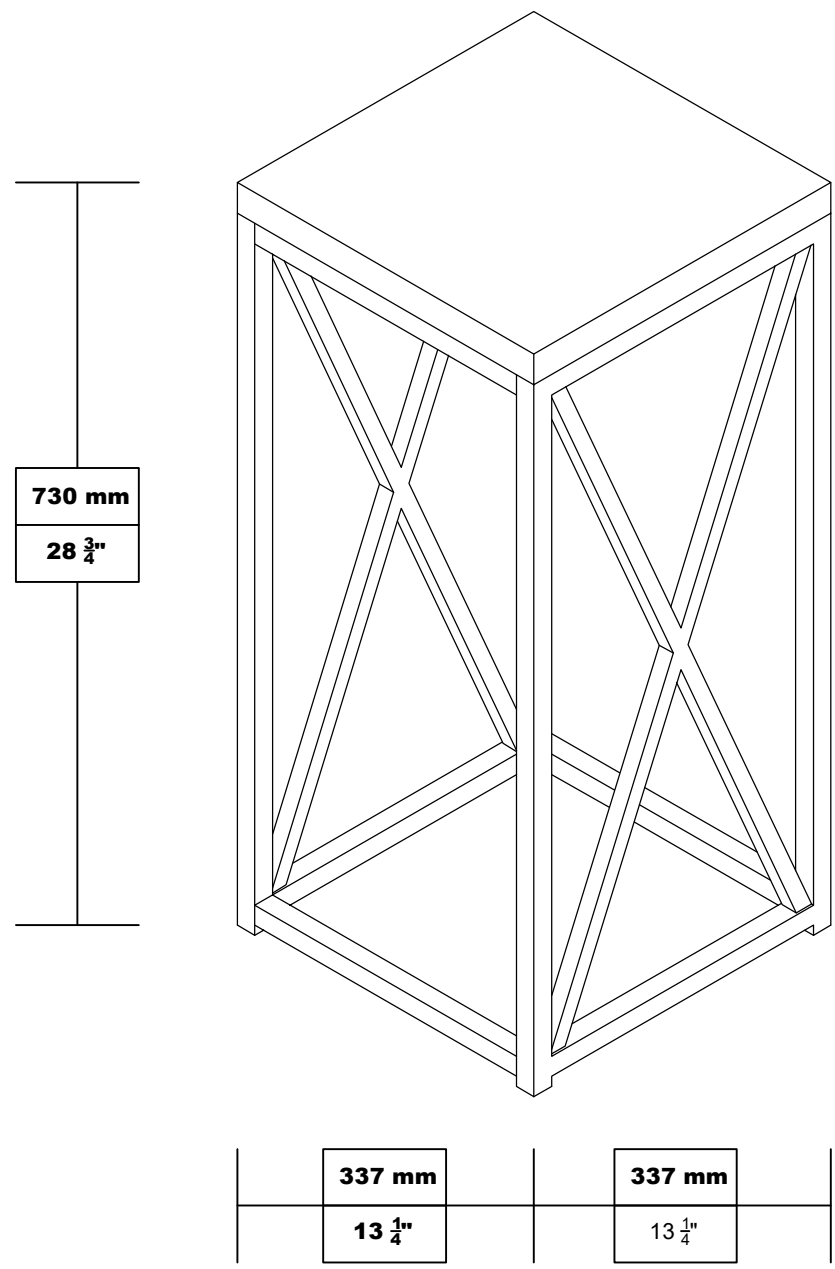
**STEP 2**  
**COMPLETE**



# ITEM:930014 ASSEMBLY INSTRUCTIONS



<b>Product Size : 337 X 337 X 730 H (MM)</b>
<b>Product Size : 13 <math>\frac{1}{4}</math>" X 13 <math>\frac{1}{4}</math>" X 28 <math>\frac{3}{4}</math>"</b>



Note : Dimension tolerance  $\pm 5\%$