

*ASSEMBLY INSTRUCTIONS*  
*COASTER FINE FURNITURE*



*Fine Furniture for every stage of life*

**104873**  
**BAR TABLE**

REVISION 0 : 10/23/2017  
REVISION 1 : 07/13/2020

ITEM:104873



# ASSEMBLY INSTRUCTIONS

## ASSEMBLY TIPS:

1. Remove hardware from box and sort by size.
2. Please check to see that all hardware and parts are present prior to start of assembly.
3. Please follow attached instructions in the same sequence as numbered to assure fast & easy assembly.



### WARNING!

1. Don't attempt to repair or modify parts that are broken or defective. Please contact the store immediately.
2. This product is for home use only and not intended for commercial establishments.



ASSEMBLY TIME 50 MINUTES

## PARTS IDENTIFICATION

A	GLASS		1PC
B	TOP FRAME		1PC
C	SIDE FRAME		2PCS
D	CROSSBAR		1PC

## HARDWARE IDENTIFICATION

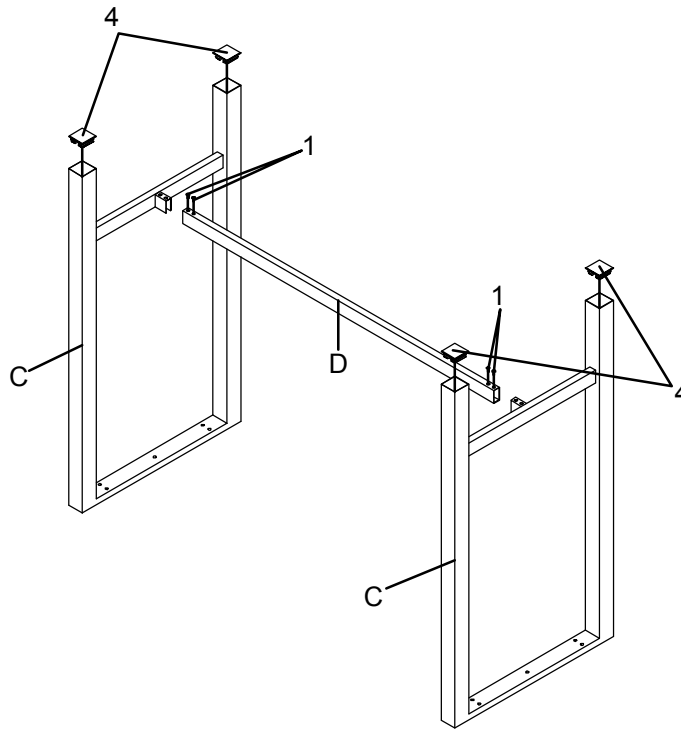
1	SHORT BOLT (1/4" x 12mm SR)		4PCS	4	CAP (50 x 50mm BLK)		4PCS
2	LONG BOLT (1/4" x 30mm SR)		10PCS	5	ALLEN KEY (4mm)		1PC
3	SUCTION CUP (ø15 x 2.7mm)		6PCS				

ITEM:104873

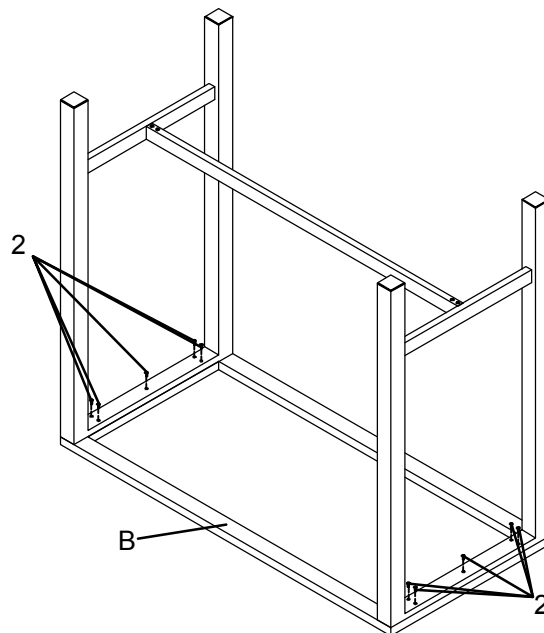


# ASSEMBLY INSTRUCTIONS

**STEP 1** Do not tighten until each step is completed or instructed.



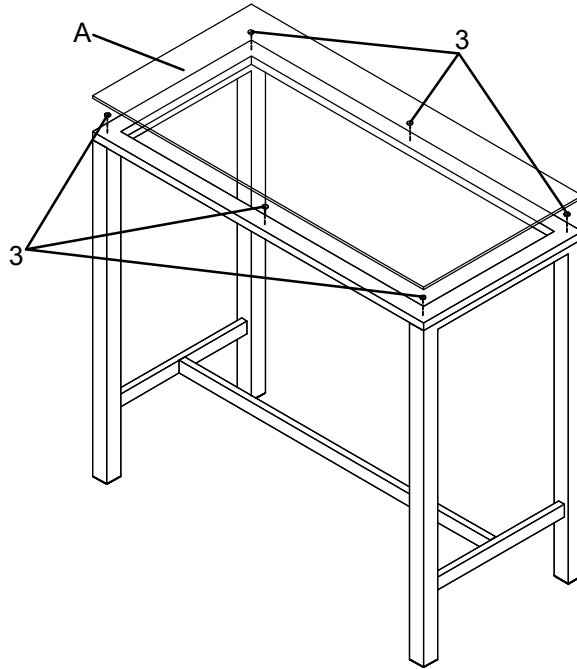
## STEP 2




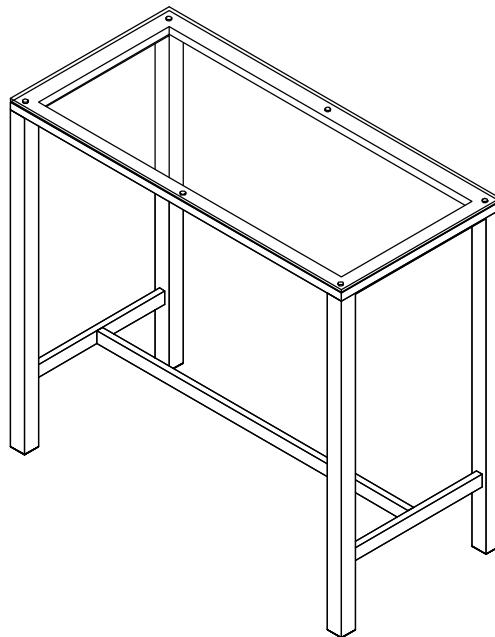
ITEM:104873

# ASSEMBLY INSTRUCTIONS

## STEP 3



## STEP 4 COMPLETE



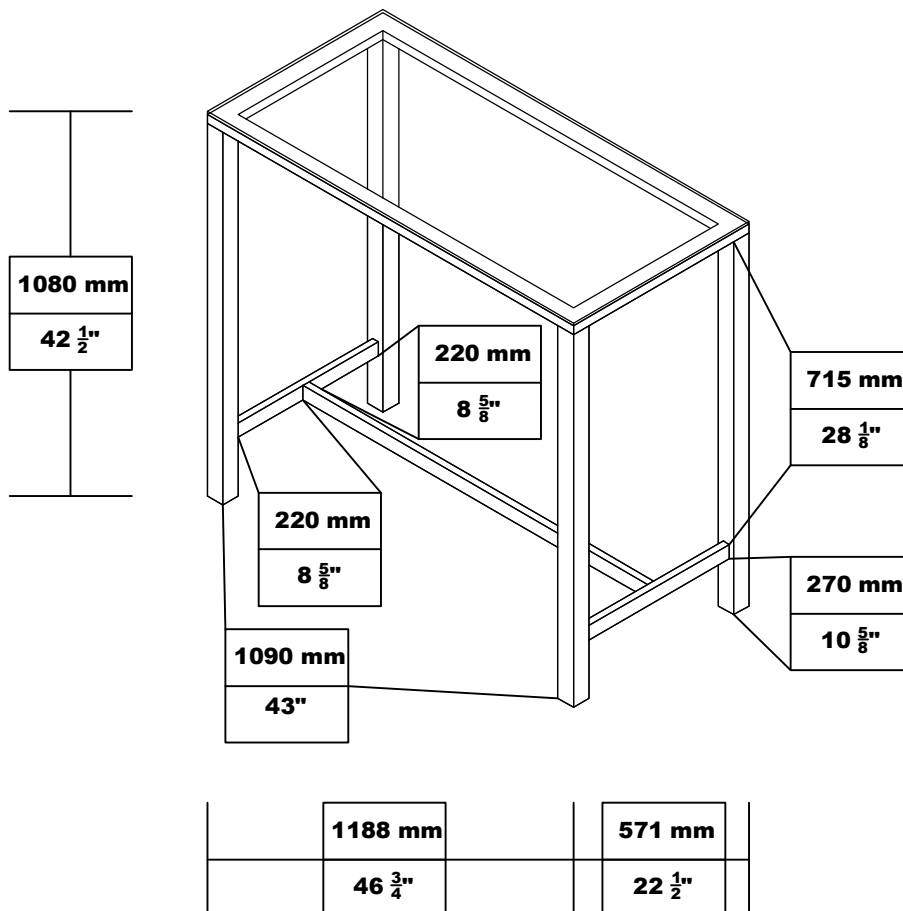
# ITEM:104873

## ASSEMBLY INSTRUCTIONS



**Product Size : 1188 X 571 X 1080 H (MM)**

**Product Size : 46  $\frac{3}{4}$ " X 22  $\frac{1}{2}$ " X 42  $\frac{1}{2}$ "**



Note : Dimension tolerance  $\pm 5\%$