



*ASSEMBLY INSTRUCTIONS*  
*COASTER FINE FURNITURE*



*Fine Furniture for every stage of life*

**600266G**  
**GLIDER RECLINER**

ITEM : 600266G



## ASSEMBLY INSTRUCTIONS


### ASSEMBLY TIPS:

- 1.Remove hardware from box and sort by size.
- 2.Please check to see that all hardware and parts are present prior to start of assembly.
- 3.Please follow attached instruction in the same sequence as numbered to assure fast & easy assembly.



### WARNING!

- 1.Don't attempt to repair or modify parts that are broken or defective. Please contact the store immediately.
- 2.This product is for home use only and not intended for commercial establishment.




ASSEMBLY TIME

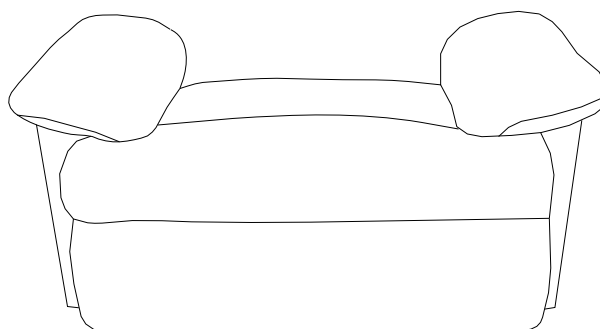
10 MINUTES

## PARTS IDENTIFICATION

### A: Back Cushion




### B: Seat Frame





ITEM : 600266G

ASSEMBLY INSTRUCTIONS

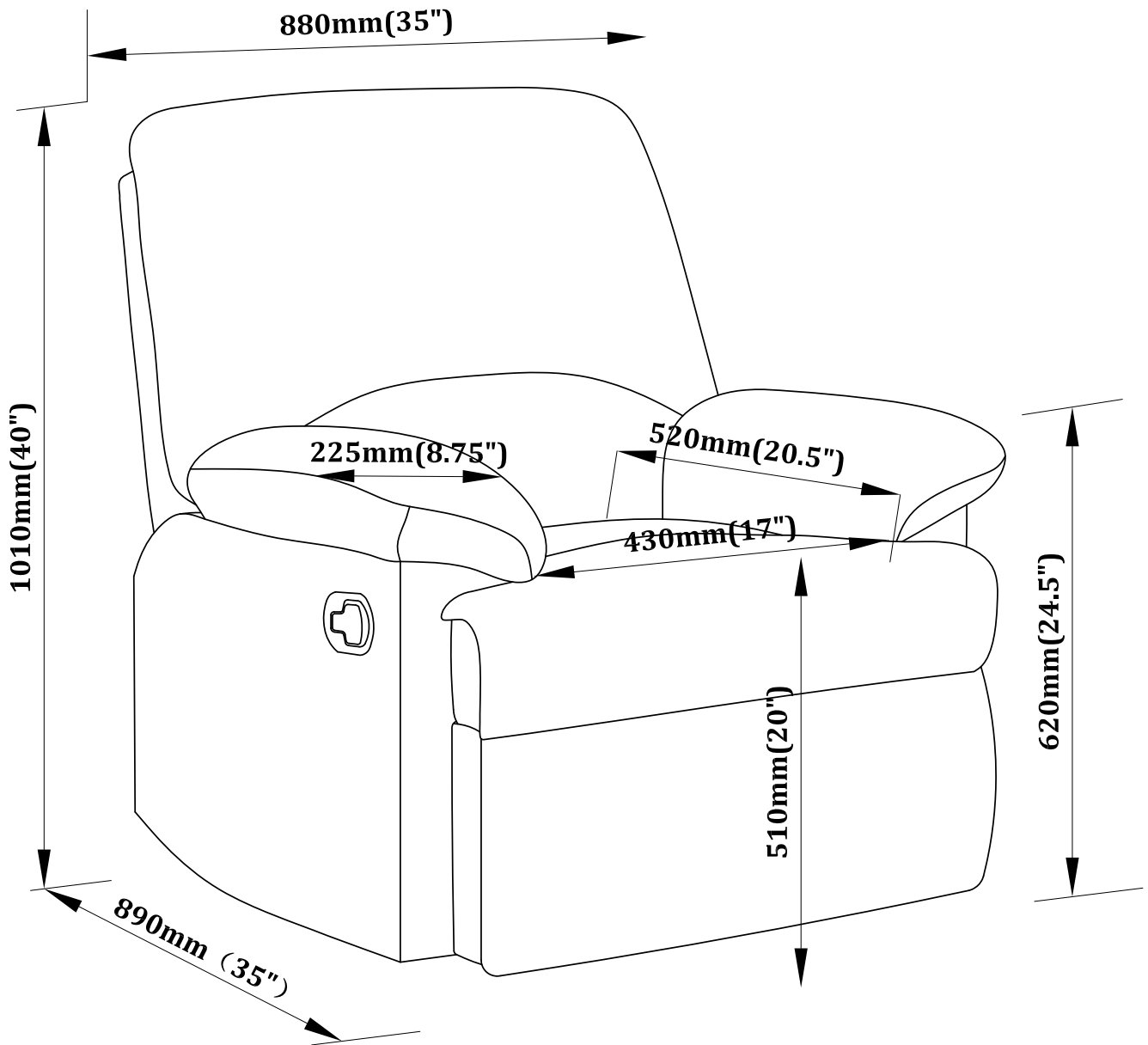
STEP 1



STEP 2



# 600266G



Note: Dimension tolerance  $\pm 5\%$

