

ASSEMBLY INSTRUCTIONS
COASTER FINE FURNITURE



Fine Furniture for every stage of life

190163
DINING CHAIR

REVISION 0:05/21/2019
REVISION 1:11/30/2019
REVISION 2:12/14/2019

ITEM : 190163



ASSEMBLY INSTRUCTIONS

ASSEMBLY TIPS:

- 1.Remove hardware from box and sort by size.
- 2.Please check to see that all hardware and parts are present prior to stat of assemblu.
- 3.Please follow attached instructions in the same sequence as numbered to assure fast & easy assembly.







WARNING !

- 1.Don't attempt to repair or modify parts that are broken of defective. Please contact the store immediately.
- 2.This product is for home ues only and not intended for commercial establishments.







ASSEMBLY TIME 20 MINUTES

PARTS IDENTIFICATION

A		BACK AND SEAT	1PC
B		FRONT LEG	2PCS
C		BACK RIGHT LEG	1PC
D		BACK LEFT LEG	1PC


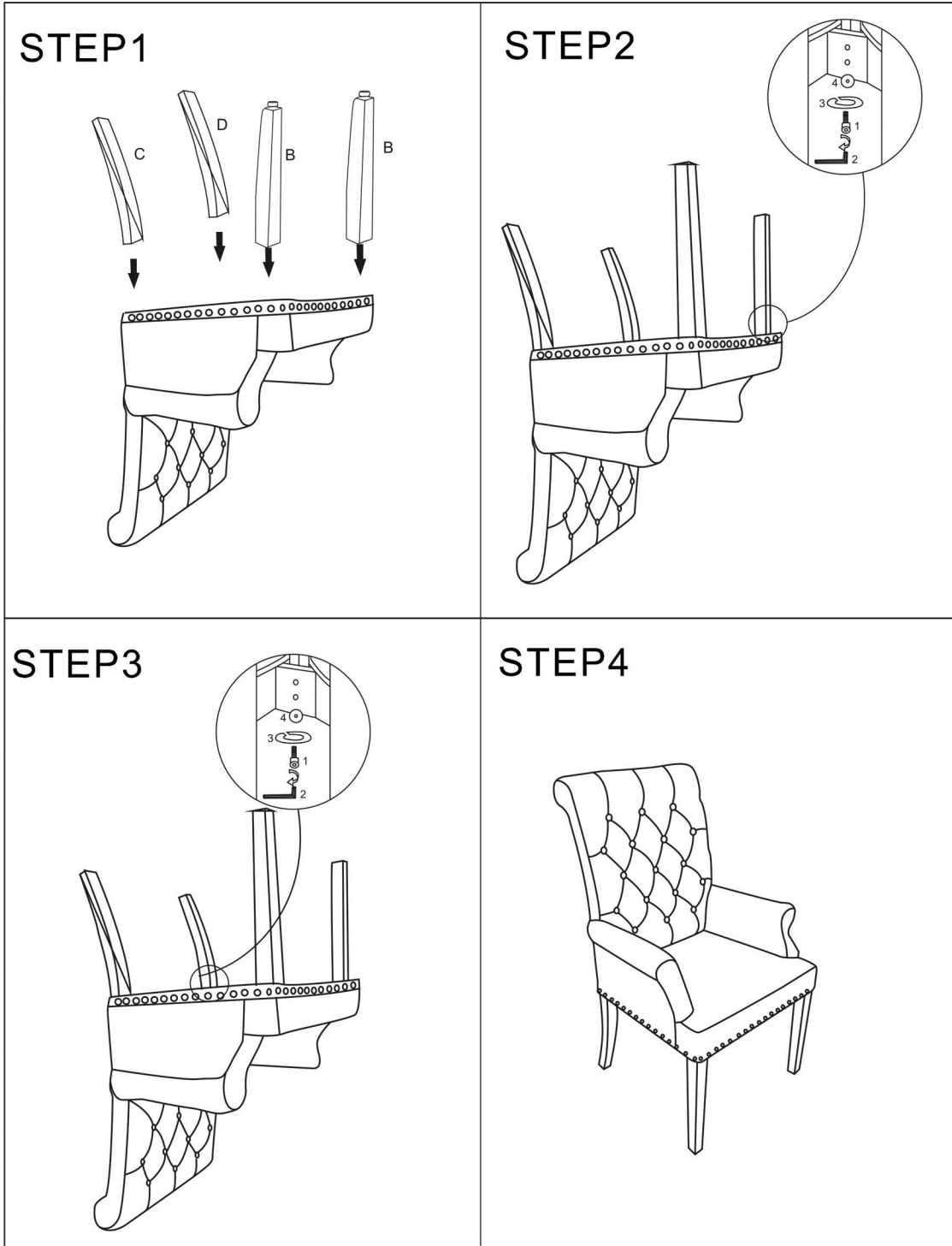
HARDWARE IDENTIFICATION

HARDWARE PACKAGE				
1	SHORT BOLT		M8*60	8pcs
2	ALLEN KEY		M8	1pc
3	LOCK WASHER			8pcs
4	FLAT WASHER			8pcs

ITEM: 190163

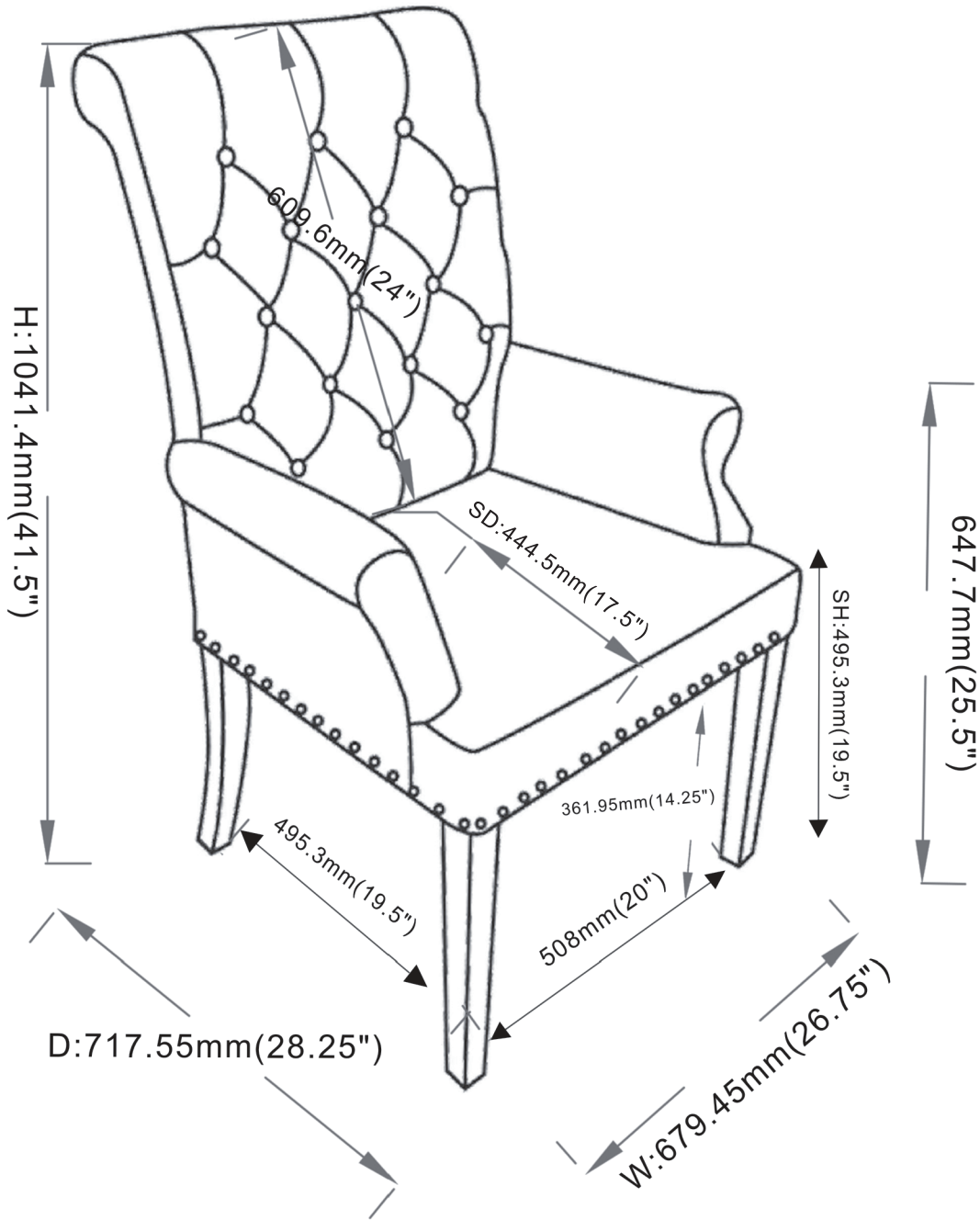


ASSEMBLY INSTRUCTIONS



ITEM: 190163

ASSEMBLY INSTRUCTIONS



Note: Dimension tolerance $\pm 5\%$