



ASSEMBLY INSTRUCTIONS COASTER FINE FURNITURE



Fine Furniture for every stage of life

102557 BARSTOOL

REVISION: 06/16/2020

PAGE 1 OF 4

COASTERFURNITURE.COM

ITEM :102557

ASSEMBLY INSTRUCTIONS




ASSEMBLY TIPS:

1. Remove hardware from box and sort by size.
2. Please check to see that all hardware and parts are present prior to start of assembly.
3. Please follow attached instructions in the same sequence as numbered to assure fast & easy assembly.



Warning!

1. Don't attempt to repair or modify parts that are broken or defective. Please contact the store immediately.
2. This product is for home use only and not intended for commercial establishments.



ASSEMBLY TIME

5 MINUTES

PARTS IDENTIFICATION

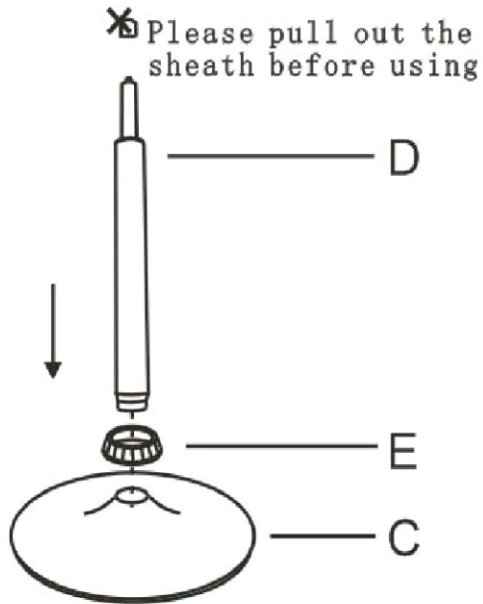
	PART NAME	FIGURE	QTY
A	SEAT		1PC
B	FOOT REST		1PC
C	BASE		1PC
D	GAS CYLINDER		1PC
E	COVER RING		1PC

HARDWARE IDENTIFICATION

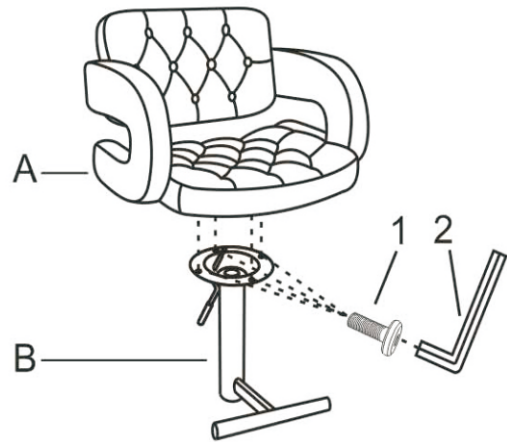
	HARDWARE NAME	FIGURE	QTY
1	BOLTS M6x16mm		4PCS
2	ALLEN WRENCH M6		1PC

ITEM : 102557
ASSEMBLY INSTRUCTIONS

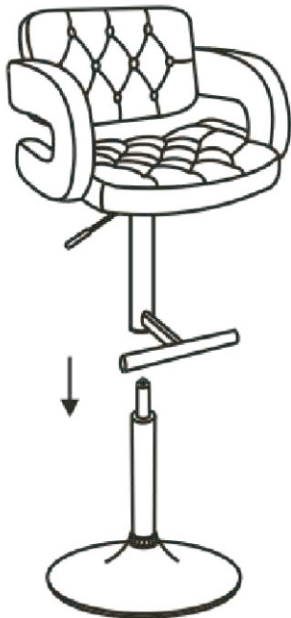
STEP1



STEP2



STEP3



STEP4



ITEM : 102557
ASSEMBLY INSTRUCTIONS



Note:Dimension tolerance±5%