



*ASSEMBLY INSTRUCTIONS  
COASTER FINE FURNITURE*



602261  
MOTION SOFA

ITEM: 602261

ASSEMBLY INSTRUCTIONS



Assembly Instruction


ASSEMBLY TIPS:

- 1. Remove hardware from box and sort by size.
- 2. Please check to see that all hardware and parts are present prior to start of assembly.
- 3. Please follow attached instructions in the same sequence as numbered to assure fast & easy assembly.



Warning !

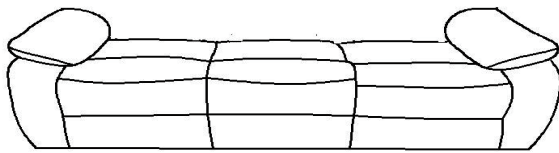
- 1. Do not attempt to repair or modify parts that are broken or defective. Please contact the store immediately.
- 2. This product is for home use only and intended for commercial establishment.



ASSEMBLY TIME PER UNIT: 15 MINUTES

PARTS IDENTIFICATION

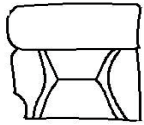
A



BASE

1PC

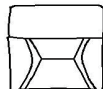
B



LEFT BACK

1PC

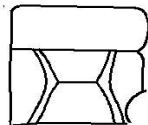
C



MIDDLE BACK

1PC

D



RIGHT BACK

1PC

E



LEFT EAR

1PC

F



RIGHT EAR

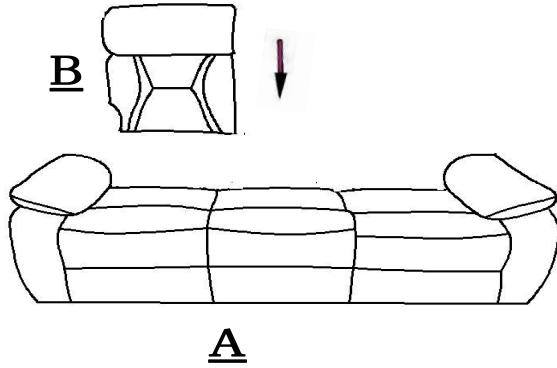
1PC

ITEM: 602261

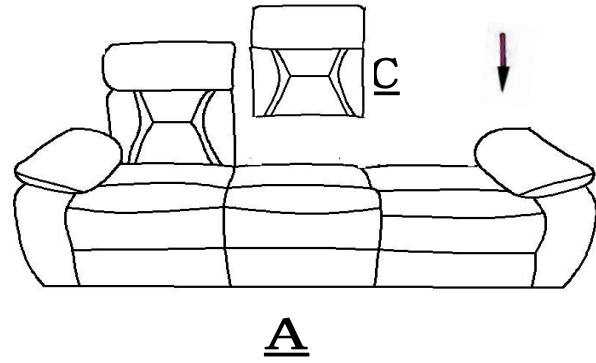
ASSEMBLY INSTRUCTIONS



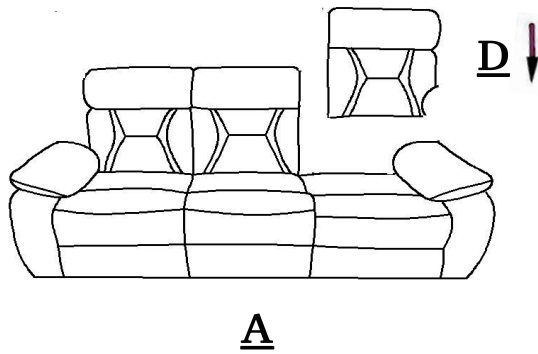
STEP 1



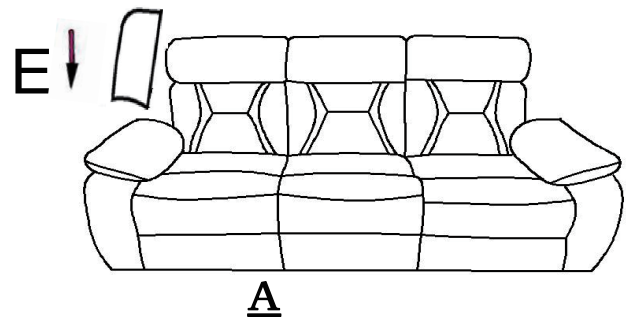
STEP 2



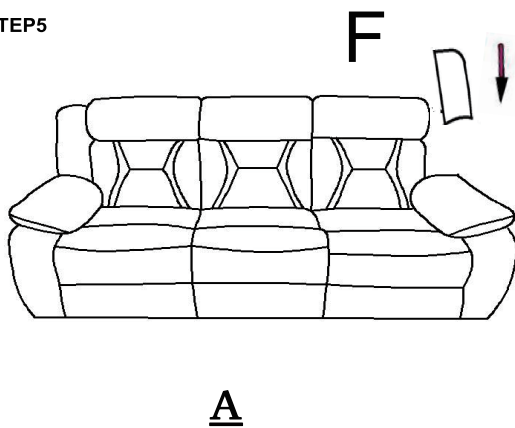
STEP 4




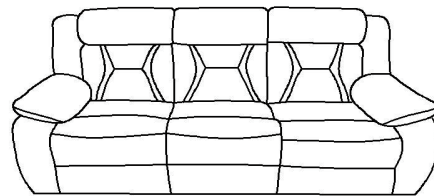
STEP 5



STEP 5



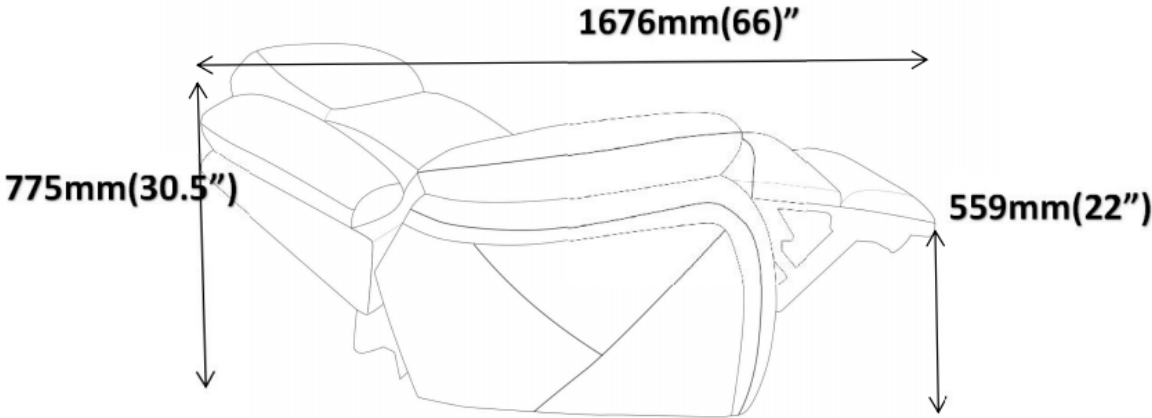
STEP 6



COASTERFURNITURE.COM

ITEM: 602261

ASSEMBLY INSTRUCTIONS



Note : Dimension tolerance  $\pm 5\%$