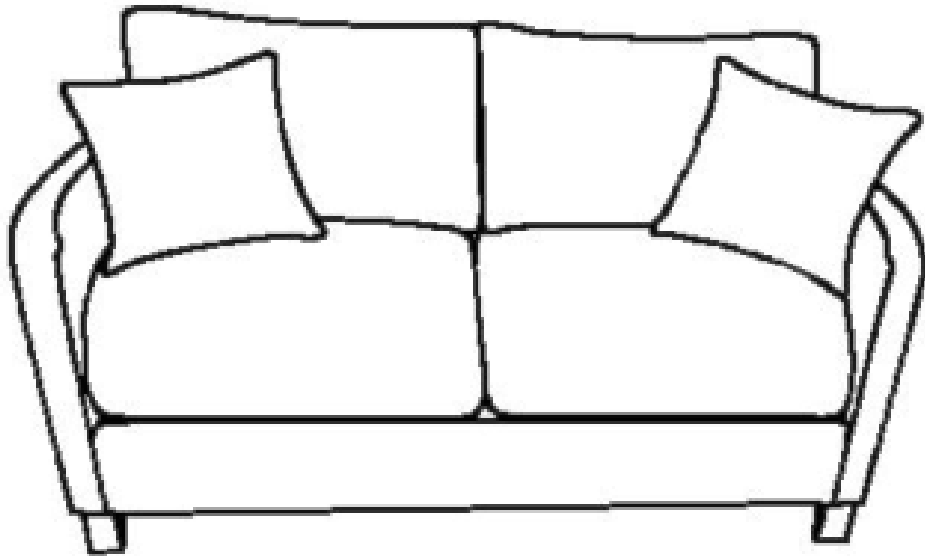




*ASSEMBLY INSTRUCTIONS  
COASTER FINE FURNITURE*



**508822**  
**LOVESEAT**

# ITEM: 508822

## ASSEMBLY INSTRUCTIONS




### ASSEMBLY TIPS:

1. Remove hardware from box and sort by size.
2. Please check to see that all hardware and parts are present prior to start of assembly.
3. Please follow attached instructions in the same sequence as numbered to assure fast & easy assembly.



### WARNING!

1. Don't attempt to repair or modify parts that are broken or defective. Please contact the store immediately.
2. This product is for home use only and not intended for commercial establishments.



**ASSEMBLY TIME 8 MINUTES**

### PARTS IDENTIFICATION

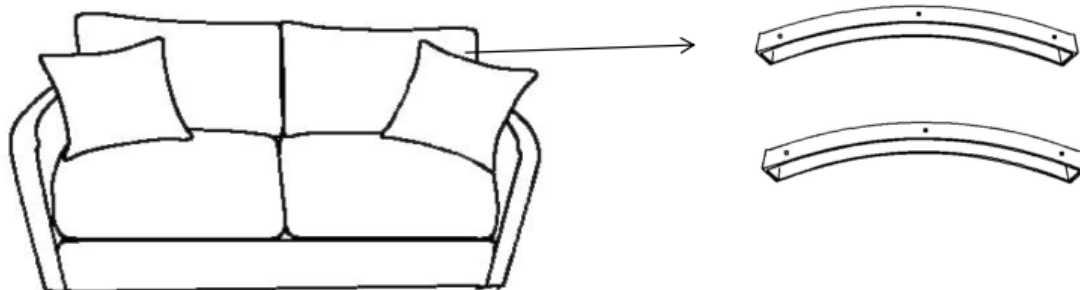
	PART NAME	FIGURE	QUANTITY
A	LOVESEAT BASE		1PC
B	LEG		2PCS
C	PILLOW		2PCS
D	BACK CUSHION		2PCS
E	SEAT CUSHION		2PCS

### HARDWARE IDENTIFICATION

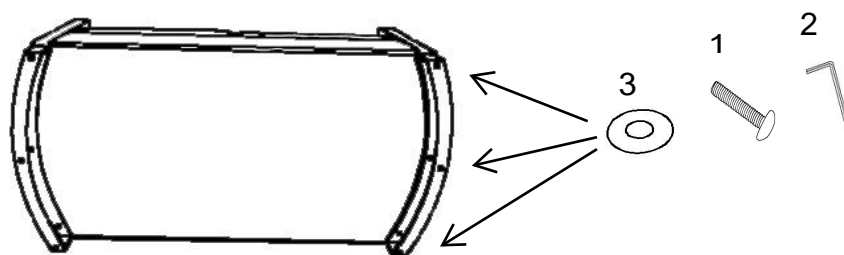
1	BOLT		6PCS
2	WRENCH (M6-6mmX30mm)		1PC
3	FLAT WASHER (M6)		6PCS

ITEM: 508822


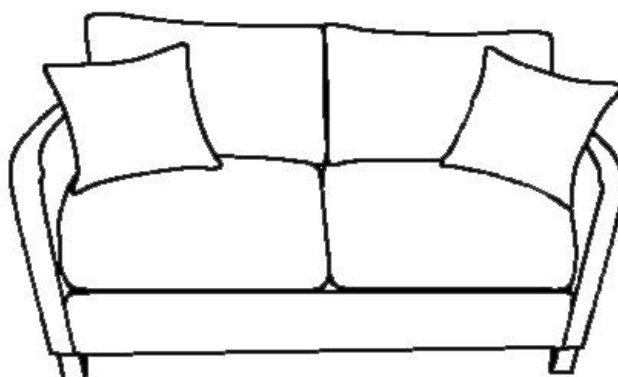
ASSEMBLY INSTRUCTIONS  
STEP 1

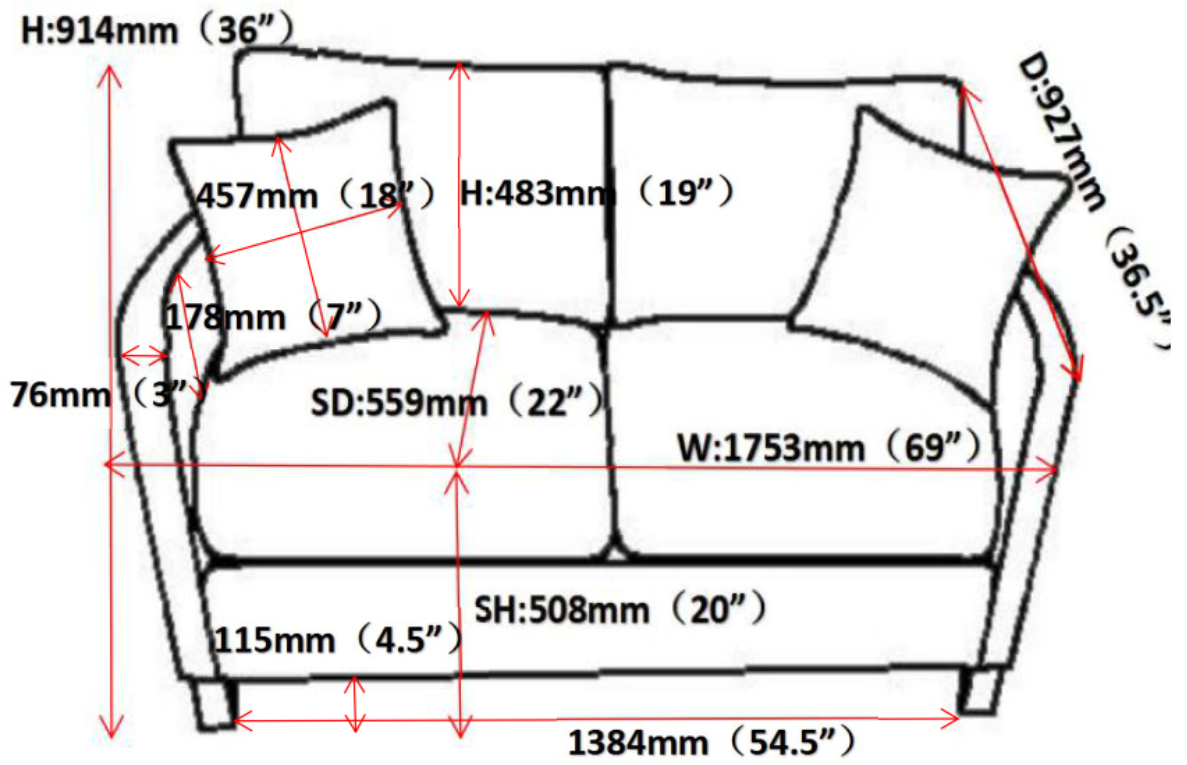


STEP 2



STEP 3





Note : Dimension tolerance  $\pm 5\%$