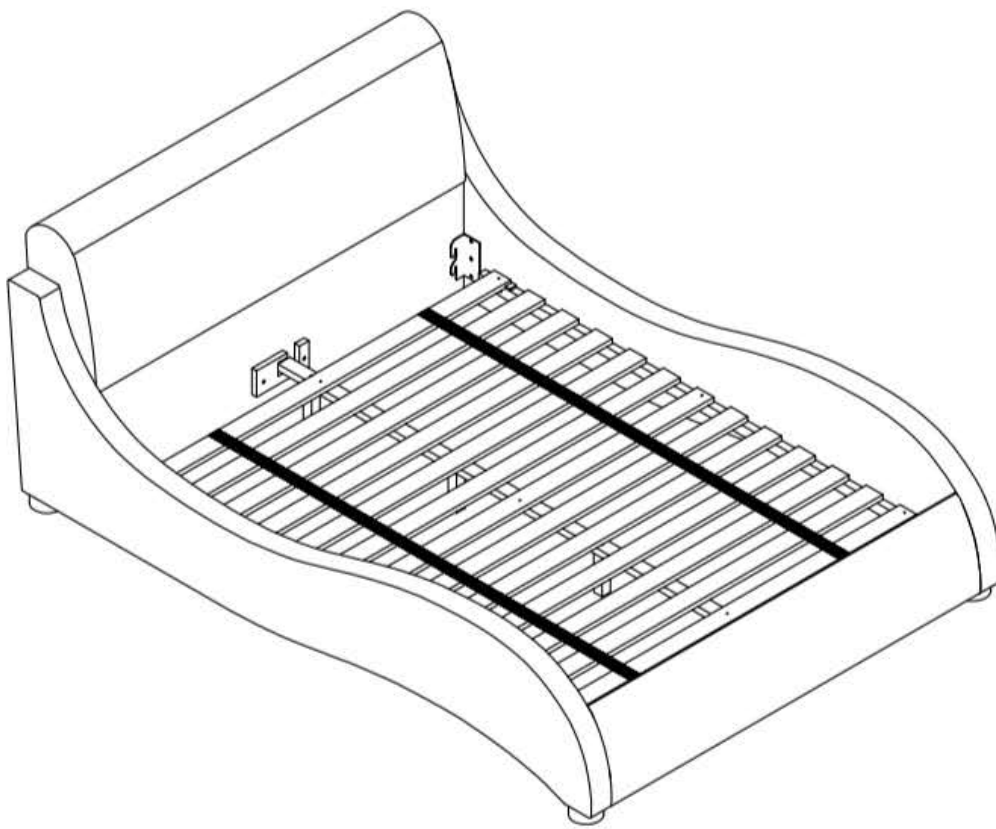


*ASSEMBLY INSTRUCTIONS*  
*COASTER FINE FURNITURE*



*Fine Furniture for every stage of life*

**300170KE(B1-B3)**

***Eastern King Bed***

# ITEM: 300170KE(B1-B3)

## ASSEMBLY INSTRUCTIONS

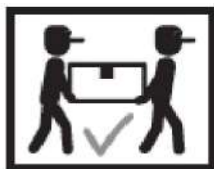
### ASSEMBLY TIPS:

1. Remove hardware from box and sort by size.
2. Please check to see that all hardware and parts are present prior to start of assembly.
3. Please follow attached instructions in the same sequence as numbered to assure fast & easy assembly.

### WARNING!



1. Don't attempt to repair or modify parts that are broken or defective. Please contact the store immediately.
2. This product is for home use only and not intended for commercial establishments.



ASSEMBLY TIME

30 MINUTES

## PARTS IDENTIFICATION

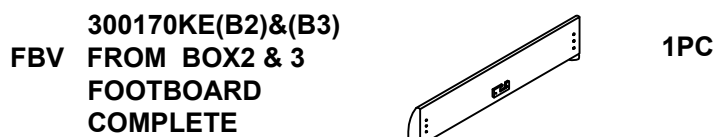
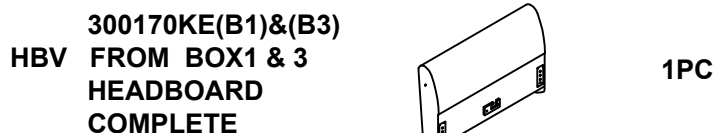
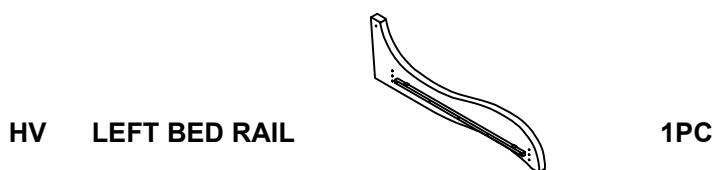
### B1(BOX1)



### B2(BOX2)



### B3(BOX3)



# ITEM:300170KE(B1-B3)

## ASSEMBLY INSTRUCTIONS

### ASSEMBLY TIPS:

1. Remove hardware from box and sort by size.
2. Please check to see that all hardware and parts are present prior to start of assembly.
3. Please follow attached instructions in the same sequence as numbered to assure fast & easy assembly.







### WARNING!






1. Don't attempt to repair or modify parts that are broken or defective. Please contact the store immediately.
2. This product is for home use only and not intended for commercial establishments.

## HARDWARE IDENTIFICATION



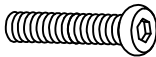




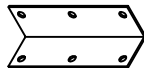
### Z-B1(BOX1)-HARDWARE PACK IS LOCATED IN 300170KE(B1)

1	ALLEN WRENCH (5MM-RBW)		1PC	2	FLAT WASHER ( Ø 5/16 "-RBW )		2PCS
3	BOLT ( Ø 5/16 "X50mm-RBW )		2PCS	4	LOCK WASHER ( Ø 5/16 "-RBW )		2PCS

### Z-B2(BOX2)-HARDWARE PACK IS LOCATED IN 300170KE(B2)

5	ALLEN WRENCH (5MM-RBW)		1PC	6	FLAT WASHER ( Ø 5/16 "-RBW )		2PCS
7	BOLT ( Ø 5/16 "X50mm-RBW )		2PCS	8	LOCK WASHER ( Ø 5/16 "-RBW )		2PCS
9	FLAT HEAD SCREW ( m4x30mm-RBW )		9PCS				

### Z-B3(BOX3)-HARDWARE PACK IS LOCATED IN 300170KE(B3)

10	ALLEN WRENCH (5MM-RBW)		1PC	11	FLAT WASHER ( Ø 5/16 "-RBW )		24PCS
12	LONG BOLT ( Ø 5/16 "X50mm-RBW )		2PCS	13	LOCK WASHER ( Ø 5/16 "-RBW )		24PCS
14	SHORT BOLT ( Ø 5/16 "X25mm-RBW )		22PCS	15	HEADBOARD CORNER BRACKET -LEFT ( 150mmX68mmX60mmX2mm-RBW )		1PC
16	HEADBOARD CORNER BRACKET -RIGHT ( 150mmX68mmX60mmX2mm-RBW )		1PC	17	HEADBOARD CORNER BRACKET ( 150mmX45mmX45mmX2mm-RBW )		2PCS

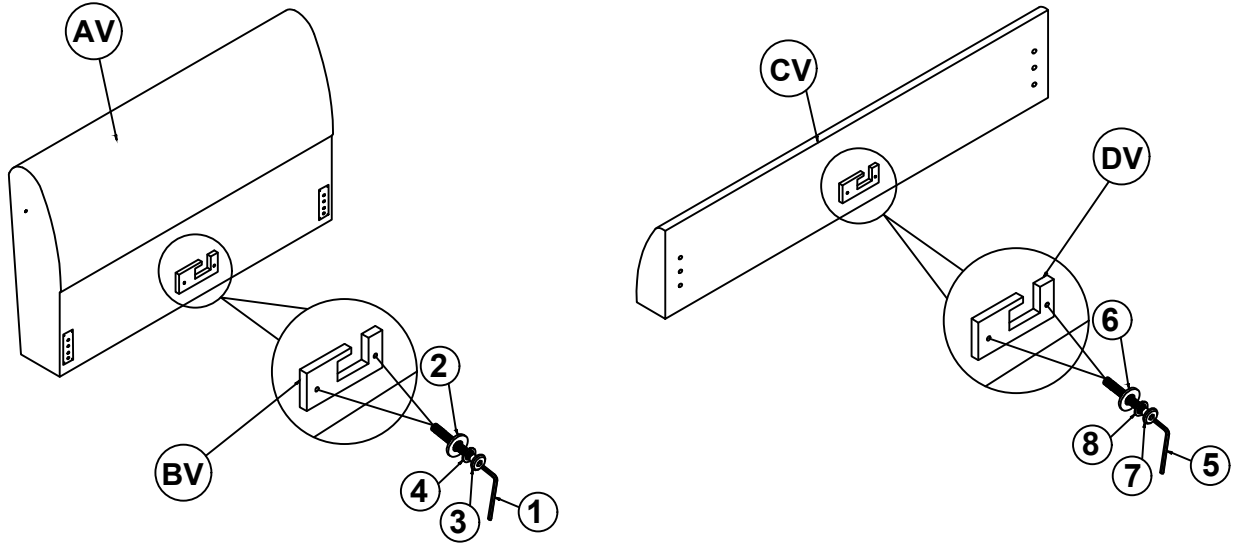
### NOTE:

Phillips head screw driver is required in the assembly process; however, manufacturer does not provide this item.

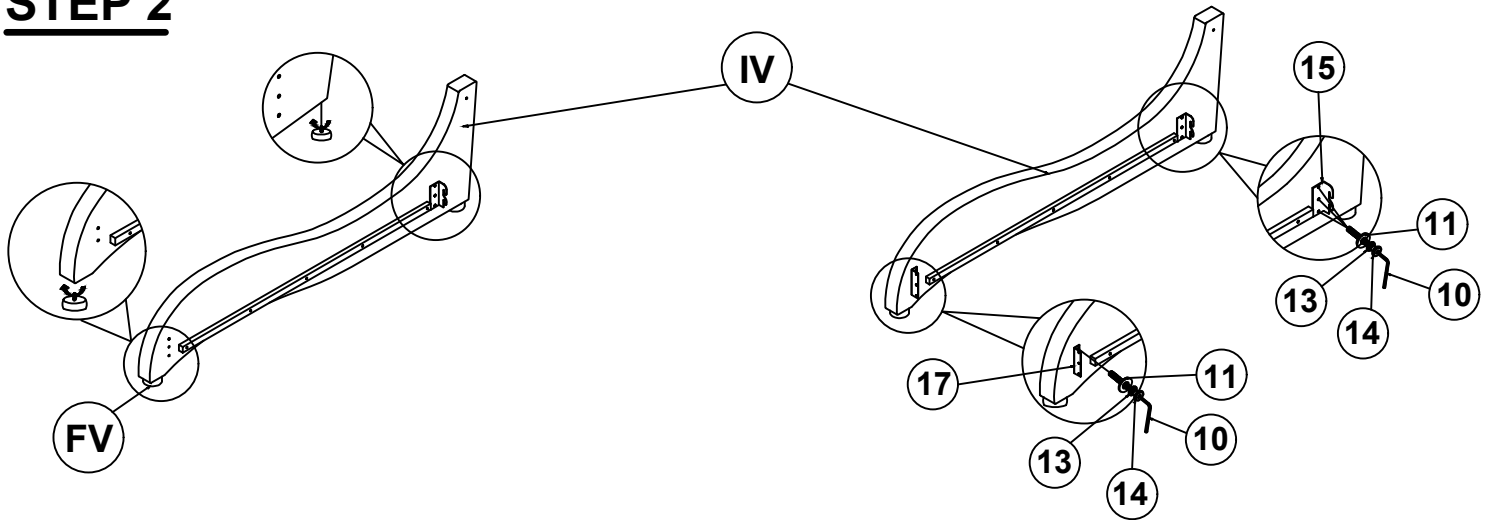
# ITEM: 300170KE(B1-B3)

## ASSEMBLY INSTRUCTIONS

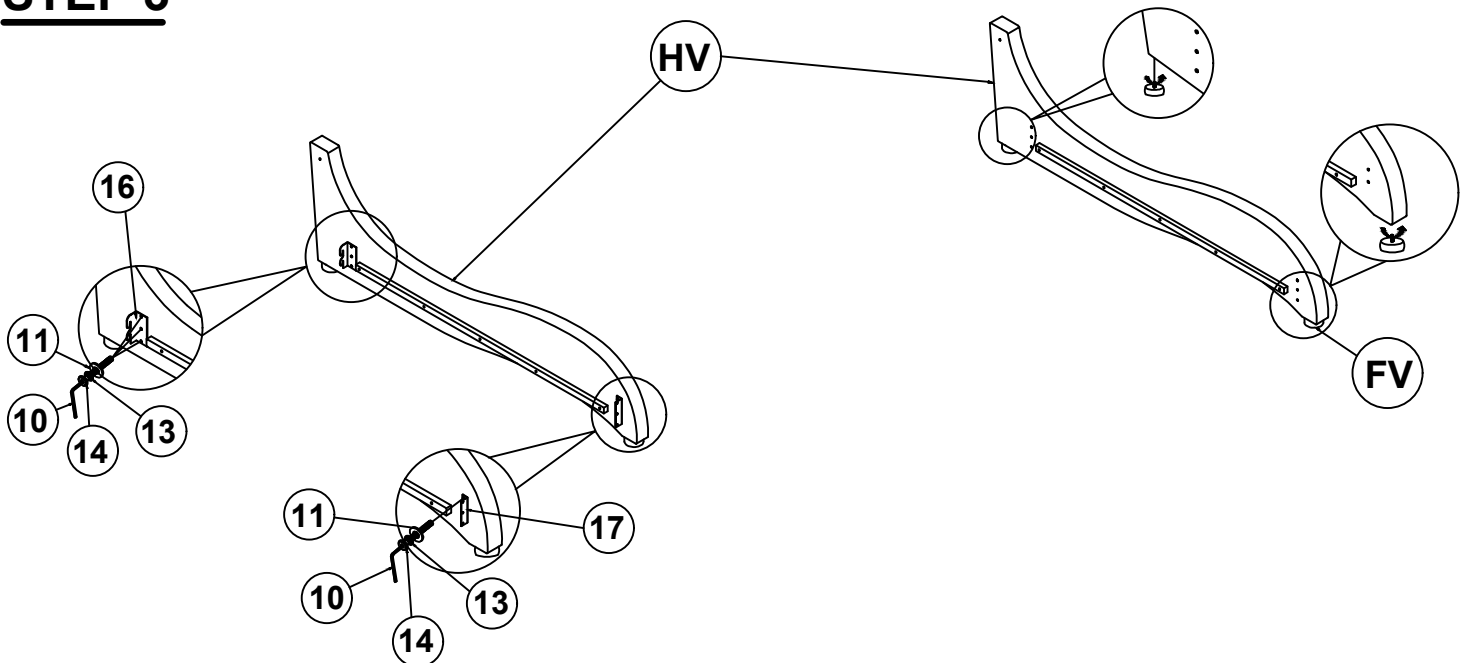
### STEP 1



### STEP 2



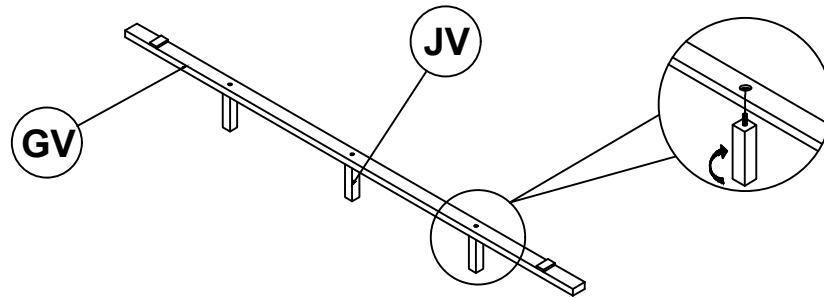
### STEP 3



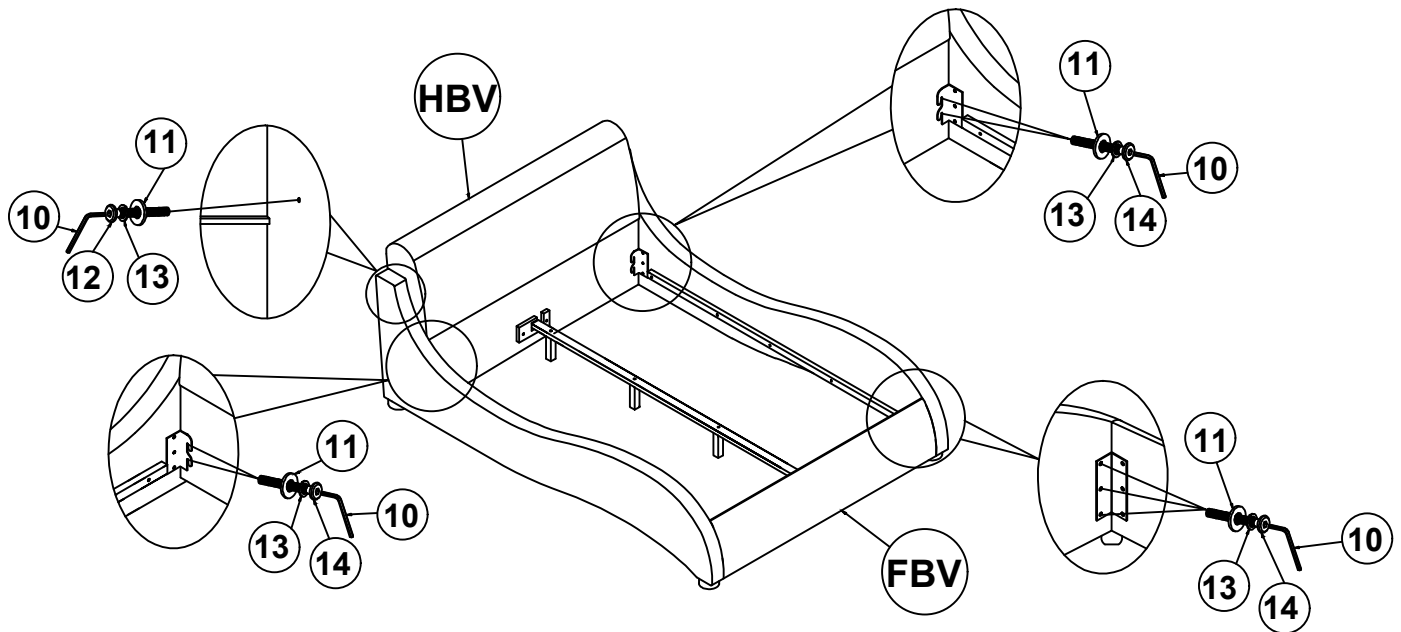
# ITEM: 300170KE(B1-B3)

## ASSEMBLY INSTRUCTIONS

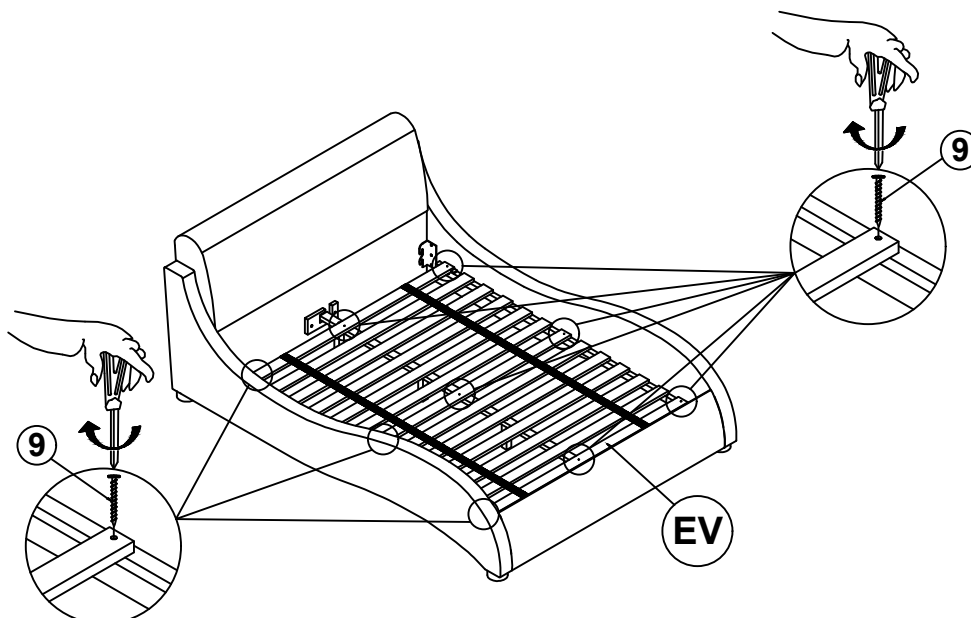
### STEP 4



### STEP 5



### STEP 6




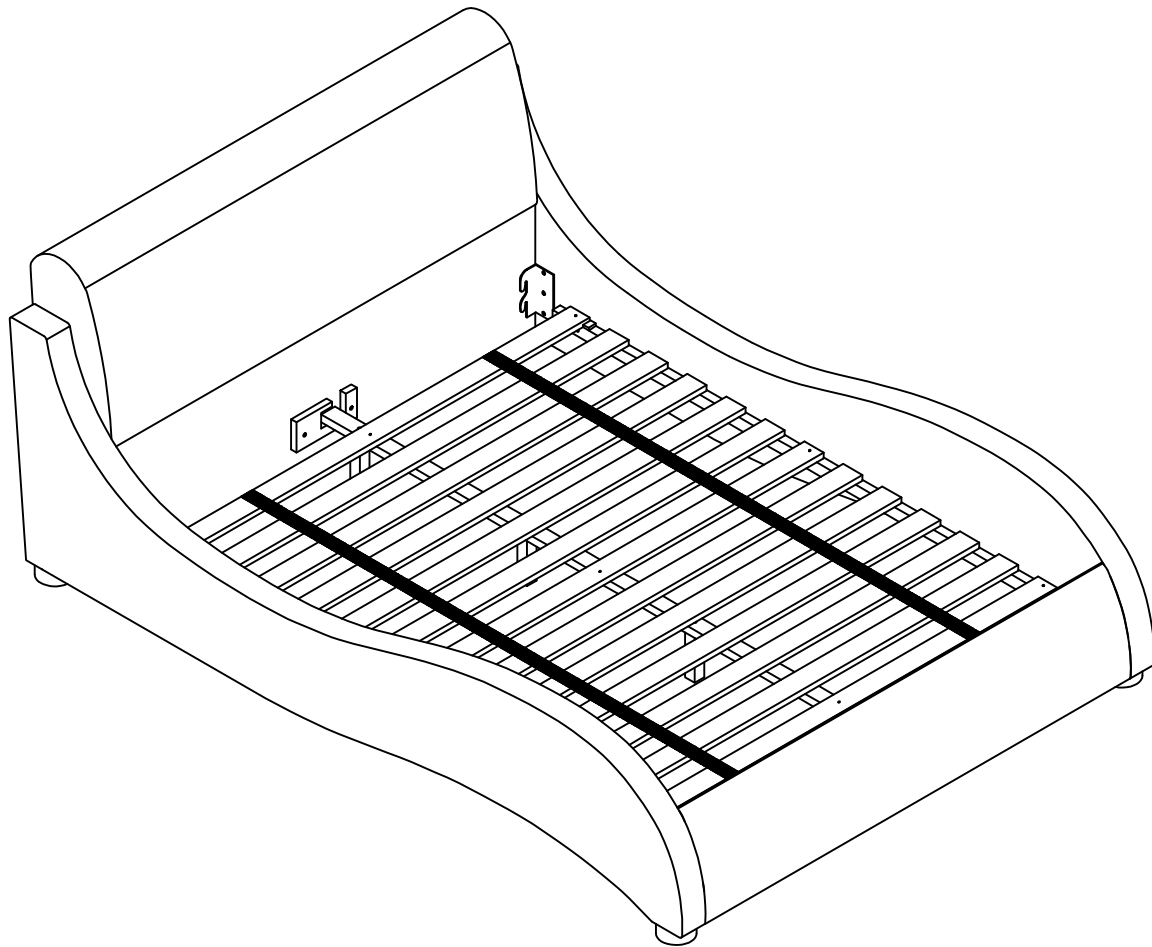
ITEM: **300170KE(B1-B3)**

ASSEMBLY INSTRUCTIONS

**STEP 7**

**COMPLETE**

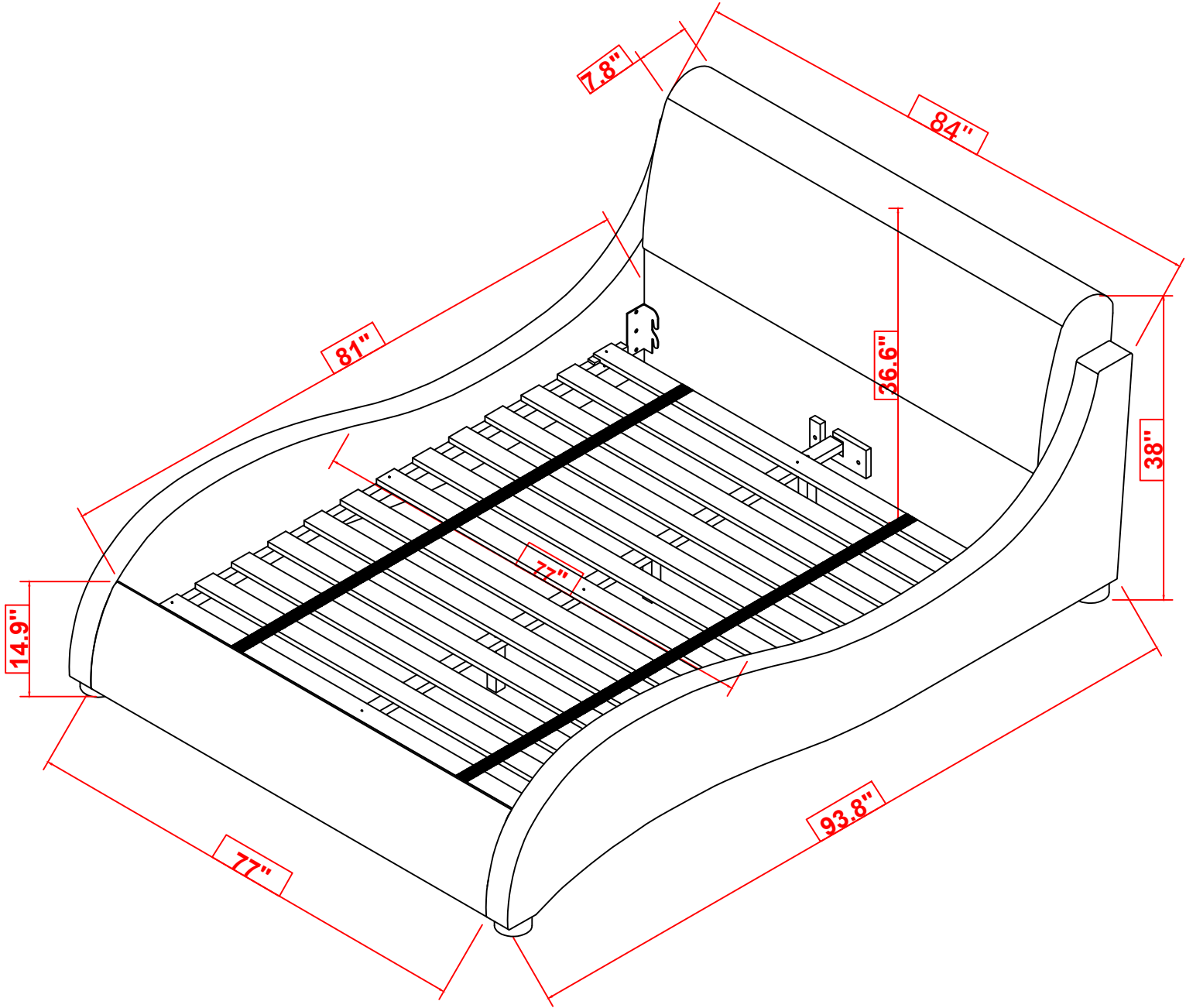
**COASTER**<sup>®</sup>  
FINE FURNITURE



ITEM:300170KE(B1-B3)

**COASTER**<sup>®</sup>  
FINE FURNITURE

INNER SIZE:81"X77"



NOTE:Dimension tolerance±5%

COASTERFURNITURE.COM