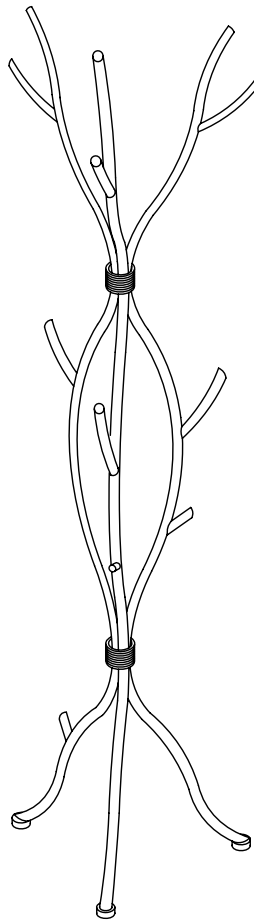


ASSEMBLY INSTRUCTIONS
COASTER FINE FURNITURE



Fine Furniture for every stage of life

900864
Coat Rack

ITEM: **900864**



ASSEMBLY INSTRUCTIONS


ASSEMBLY TIPS:

1. Remove hardware from box and sort by size.
2. Please check to see that all hardware and parts are present prior to start of assembly.
3. Please follow attached instructions in the same sequence as numbered to assure fast & easy assembly.



WARNING!

1. Don't attempt to repair or modify parts that are broken or defective. Please contact the store immediately.
2. This product is for home use only and not intended for commercial establishments.



ASSEMBLY TIME

30 MINUTES

PARTS IDENTIFICATION

A ATM-1



1PC

F LEG-2



1PC

B ATM-2



1PC

C ATM-3



1PC

D MID METAL TUBE



1PC

E LEG-1



2PCS

NOTE:

Phillips head screw driver is required in the assembly process; however, manufacturer does not provide this item.

ITEM: **900864**



HARDWARE IDENTIFICATION

1

BOLT
(Φ 3/16"x3/8")



12PCS

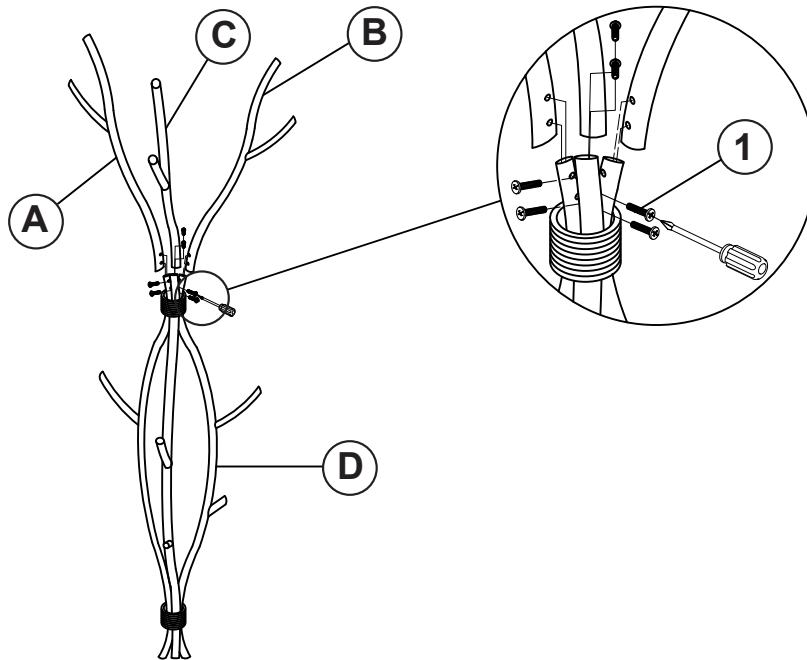
NOTE:

Phillips head screw driver is required in the assembly process; however, manufacturer does not provide this item.

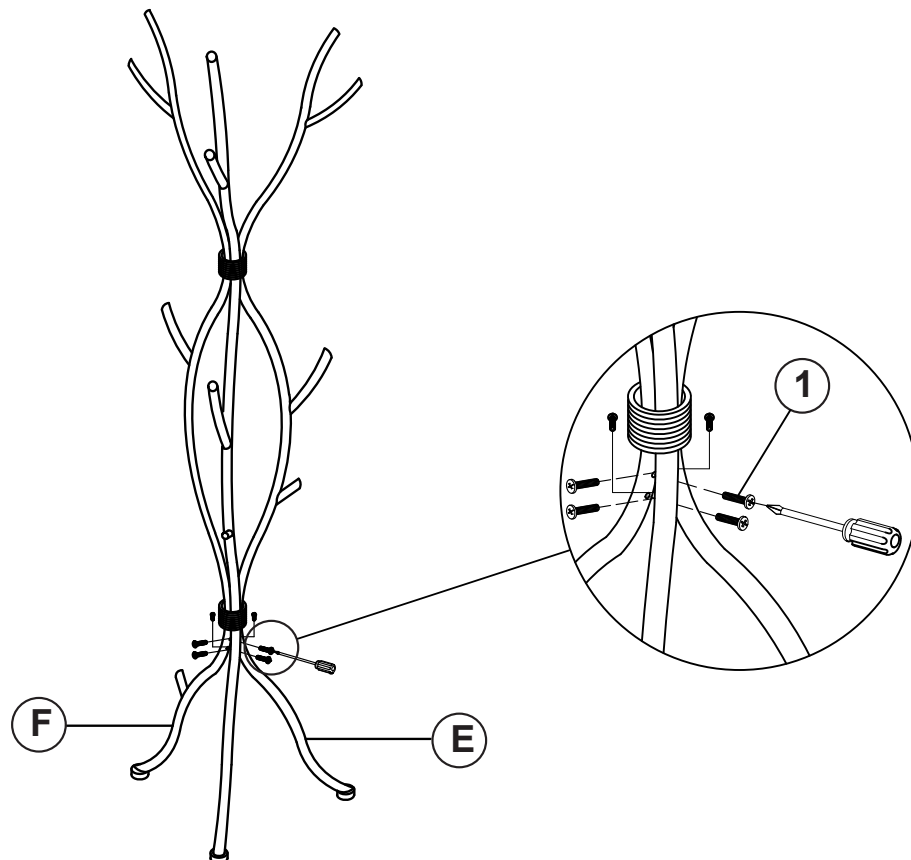
ITEM: **900864**

ASSEMBLY INSTRUCTIONS

STEP 1



STEP 2



ITEM: **900864**



Product size: 470WX470DX1829H(mm)
Product size: 18-1/2"WX18-1/2"D X 72"H

