

ASSEMBLY INSTRUCTIONS
COASTER FINE FURNITURE



Fine Furniture for every stage of life

302351KE (B1-B3)
Eastern King Bed

REVISION 0 : 05/16/2019

ITEM: 302351KE (B1-B3)



ASSEMBLY INSTRUCTIONS

ASSEMBLY TIPS:

1. Remove hardware from box and sort by size.
2. Please check to see that all hardware and parts are present prior to start of assembly.
3. Please follow attached instructions in the same sequence as numbered to assure fast & easy assembly.



WARNING!

1. Don't attempt to repair or modify parts that are broken or defective. Please contact the store immediately.
2. This product is for home use only and not intended for commercial establishments.



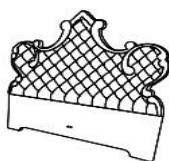
ASSEMBLY TIME

20 MINUTES

PARTS IDENTIFICATION

B1 (BOX 1)

A HEADBOARD



1PC

B2 (BOX 2)

B FOOTBOARD



1PC

B3 (BOX 3)

C BED SLAT



5PCS

D BED RAIL



2PCS

E BED SLAT
SUPPORT WITH
LEVELER



10PCS

NOTE:

Phillips head screw driver is required in the assembly process; however, manufacturer does not provide this item.

ITEM: 302351KE (B1-B3)



ASSEMBLY INSTRUCTIONS

ASSEMBLY TIPS:

1. Remove hardware from box and sort by size.
2. Please check to see that all hardware and parts are present prior to start of assembly.
3. Please follow attached instructions in the same sequence as numbered to assure fast & easy assembly.


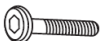








WARNING!

1. Don't attempt to repair or modify parts that are broken or defective. Please contact the store immediately.
2. This product is for home use only and not intended for commercial establishments.

HARDWARE IDENTIFICATION

Z-B3 (BOX 3) - HARDWARE PACK IS LOCATED IN 302351KE (B3)

1	ALLEN WRENCH (Φ6 - BLK)		1PC
2	SHORT BOLT (Φ6 X 30mm - RBW)		8PCS
3	LONG BOLT (Φ6 X 40mm - RBW)		10PCS
4	FLAT HEAD SCREW (Φ4 X 32mm - RBW)		10PCS
5	LOCK WASHER (Φ6 - RBW)		8PCS
6	FLAT WASHER (Φ7 X 19mm X 2.0 - RBW)		8PCS
7	LEVELER (M6 x 23mm - RBW)		10PCS
8	BARREL NUT (Φ6 X 13 - RBW)		10PCS

NOTE:

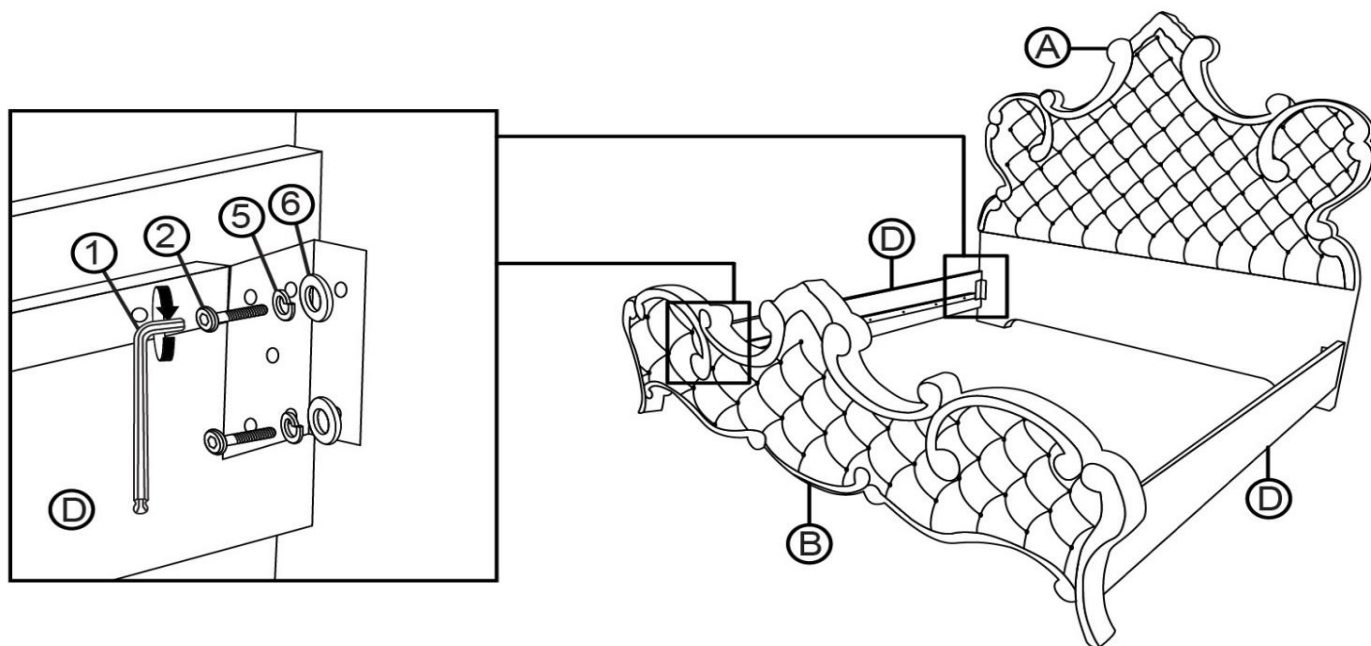
Phillips head screw driver is required in the assembly process; however, manufacturer does not provide this item.

ITEM: **302351KE (B1-B3)**

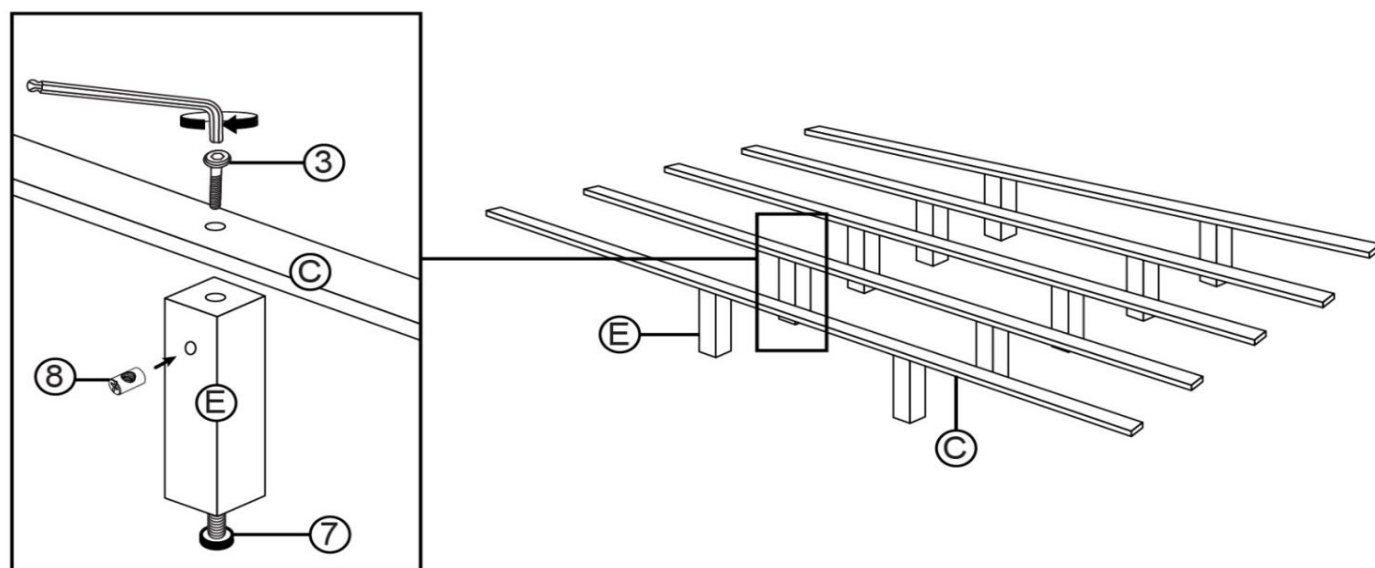


ASSEMBLY INSTRUCTIONS

STEP 1



STEP 2

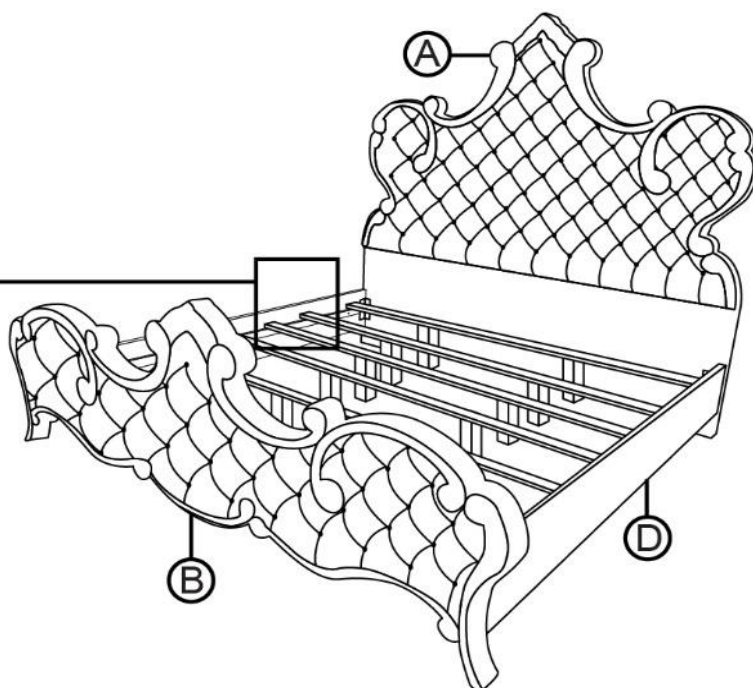
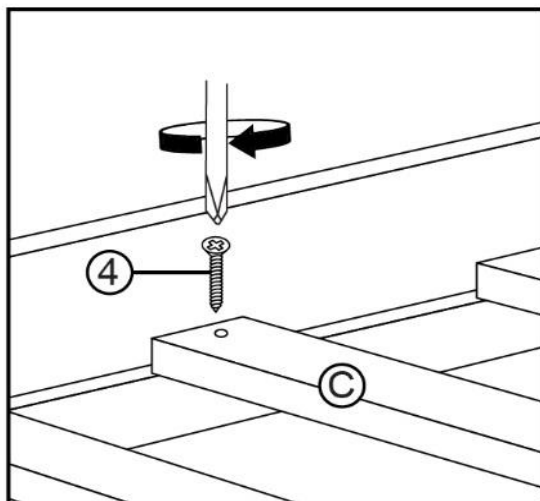


ITEM: **302351KE (B1-B3)**

COASTER
FINE FURNITURE

ASSEMBLY INSTRUCTIONS

STEP 3



STEP 4 COMPLETE

