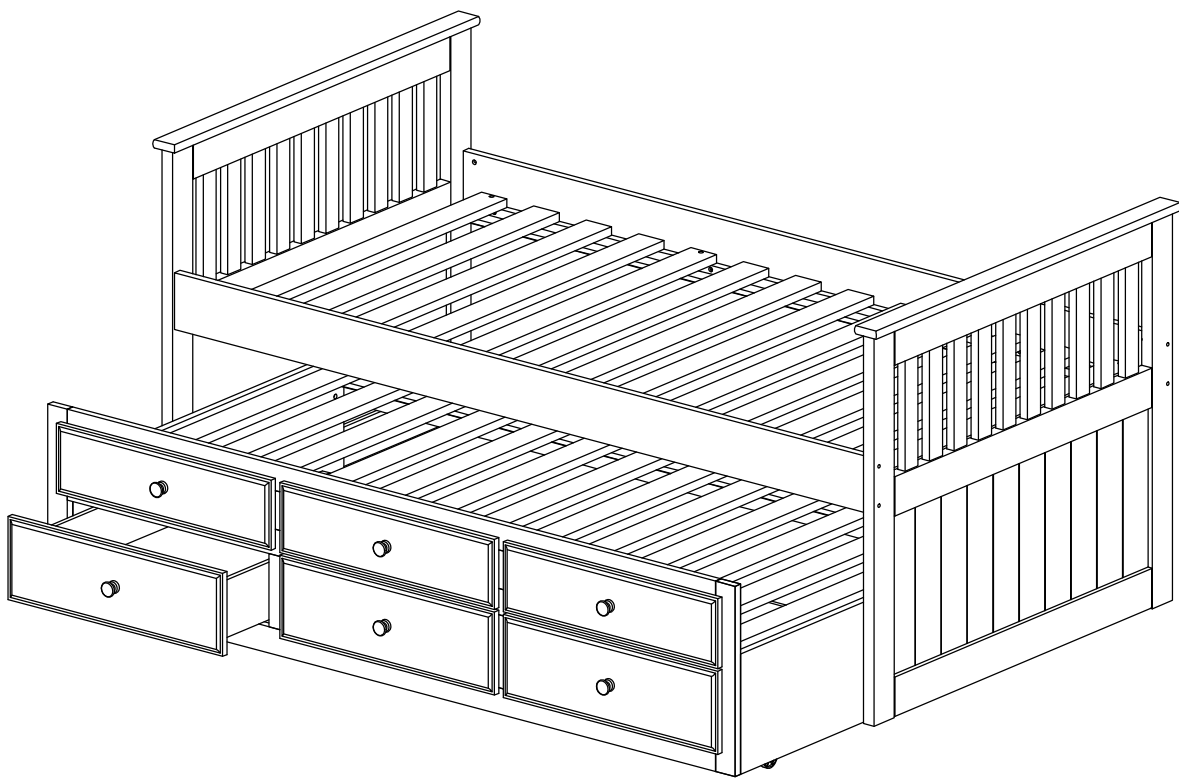


ASSEMBLY INSTRUCTIONS
COASTER FINE FURNITURE



Fine Furniture for every stage of life

300107 (B1-B3)
Twin Daybed With
Trundle

REVISION 0 : 05/19/2009
REVISION 1 : 11/12/2012
REVISION 2 : 09/17/2019

ITEM: 300107 (B1-B3)



ASSEMBLY INSTRUCTIONS

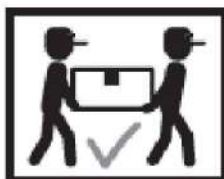
ASSEMBLY TIPS:

1. Remove hardware from box and sort by size.
2. Please check to see that all hardware and parts are present prior to start of assembly.
3. Please follow attached instructions in the same sequence as numbered to assure fast & easy assembly.

WARNING!



1. Don't attempt to repair or modify parts that are broken or defective. Please contact the store immediately.
2. This product is for home use only and not intended for commercial establishments.



ASSEMBLY TIME

30 MINUTES

PARTS IDENTIFICATION

B1 (BOX 1)

A1 LEFT HEADBOARD



1PC

A2 RIGHT HEADBOARD



1PC

C ROLL SLAT
(13PCS)



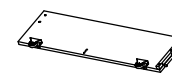
2SETS

D LEFT SIDE PANEL
WITH CASTER



1PC

E RIGHT SIDE PANEL
WITH CASTER



1PC

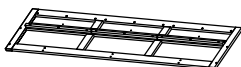
B2 (BOX 2)

B BED RAIL



2PCS

F FRONT FRAME



1PC

G BACK PANEL



1PC

H CROSSBAR



3PCS

I TRESTLE BAR



1PC

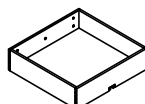
K DRAWER FRONT



3PCS

B3 (BOX 3)

J DRAWER BOX



3PCS

X KNOB WITH SCREW



6SETS

NOTE :

Phillips head screw driver is required in the assembly process; however, manufacturer does not provide this item.

ITEM: 300107 (B1-B3)



ASSEMBLY INSTRUCTIONS

ASSEMBLY TIPS:

1. Remove hardware from box and sort by size.
2. Please check to see that all hardware and parts are present prior to start of assembly.
3. Please follow attached instructions in the same sequence as numbered to assure fast & easy assembly.


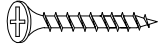

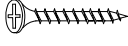



WARNING!



1. Don't attempt to repair or modify parts that are broken or defective. Please contact the store immediately.
2. This product is for home use only and not intended for commercial establishments.

HARDWARE IDENTIFICATION

Z-B3 (BOX 3) HARDWARE PACK IS LOCATED IN 300107 (B3)

1	BOLT (1/4 x 70 x 15mm - RBW)		12PCS	5	LONG FLAT HEAD SCREW (4 x 30mm - RBW)		30PCS
2	BARREL NUT (1/4 x 15mm - RBW)		12PCS	6	SHORT FLAT HEAD SCREW (3.5 x 20mm - RBW)		12PCS
3	LONG WOOD DOWEL (10 x 40mm)		6PCS	7	ALLEN WRENCH (4 x 80mm - RBW)		1PC
4	SHORT WOOD DOWEL (8 x 20mm)		6PCS				

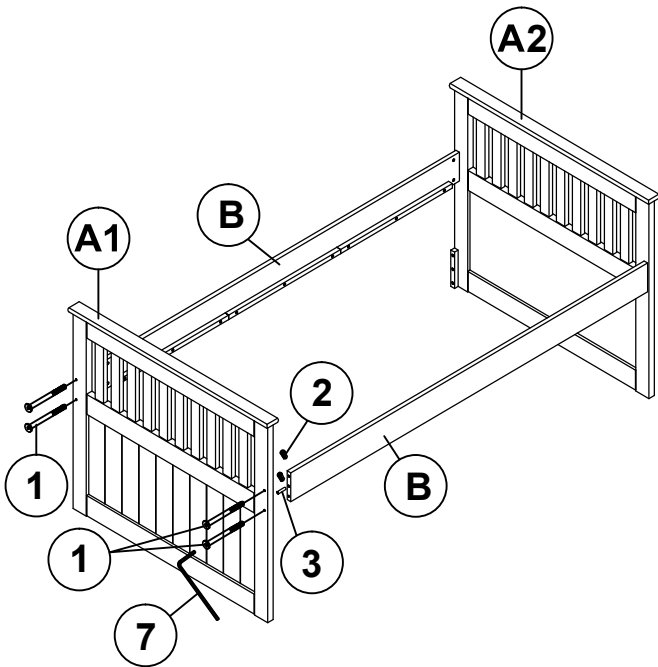
NOTE :

Phillips head screw driver is required in the assembly process; however, manufacturer does not provide this item.

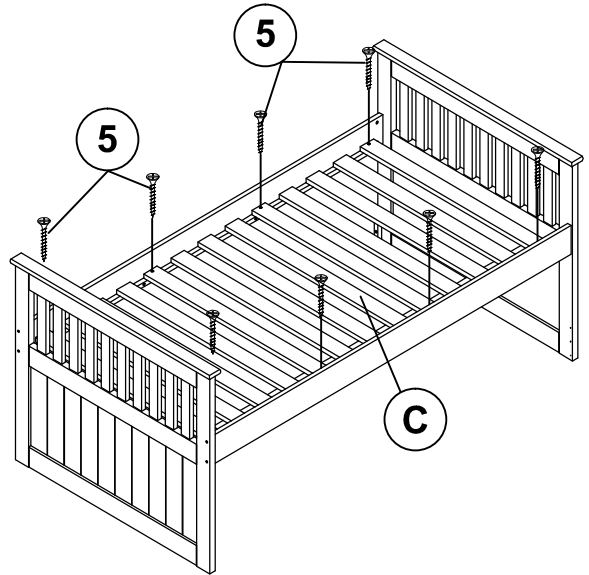
ITEM: 300107 (B1-B3)

ASSEMBLY INSTRUCTIONS

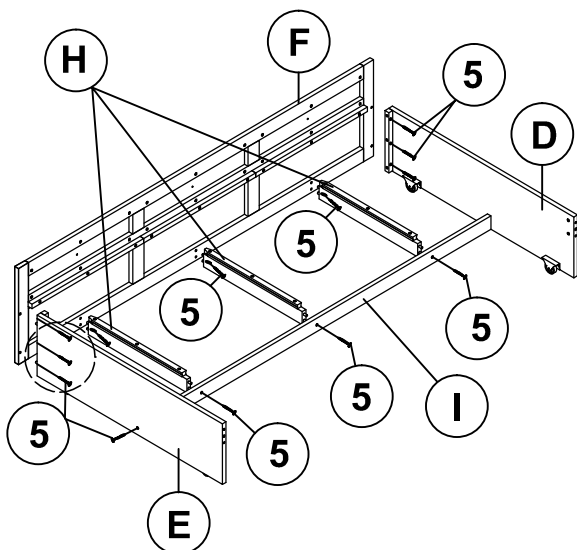
STEP 1



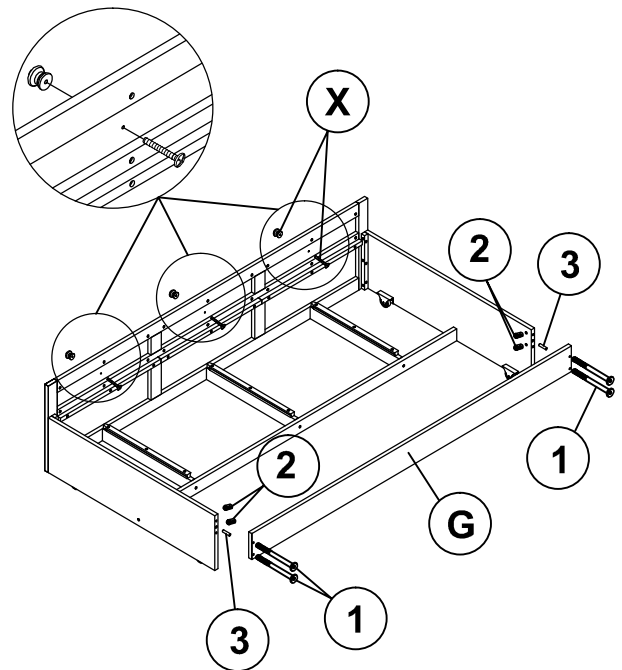
STEP 2



STEP 3



STEP 4

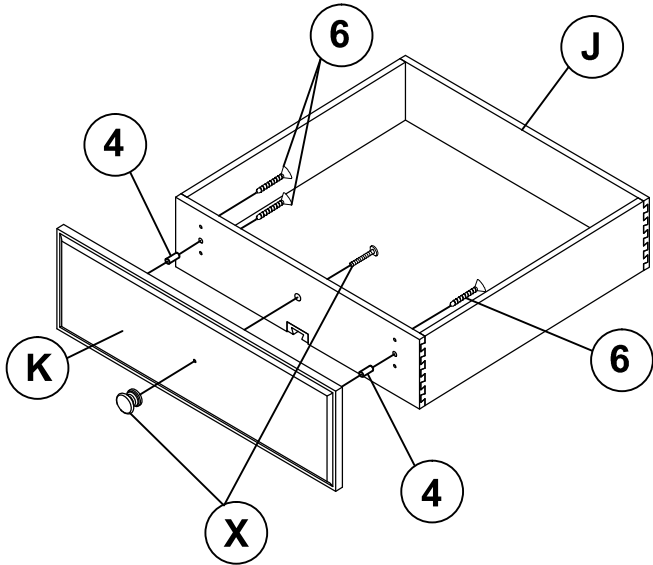


ITEM: 300107 (B1-B3)

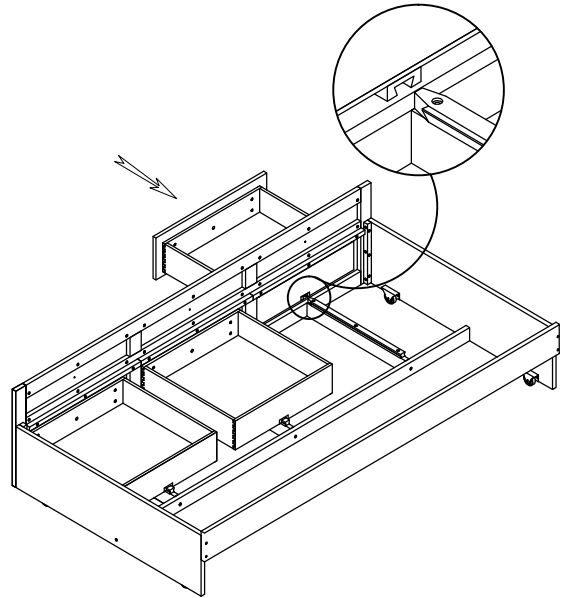
ASSEMBLY INSTRUCTIONS



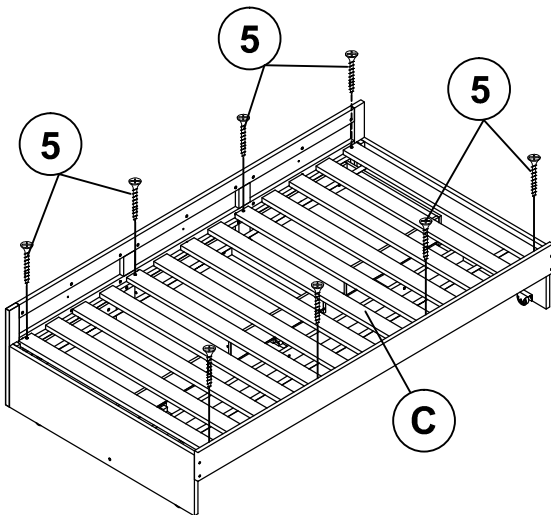
STEP 5




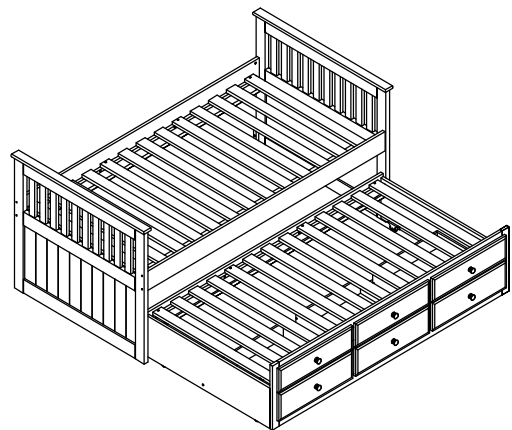
STEP 6



STEP 7



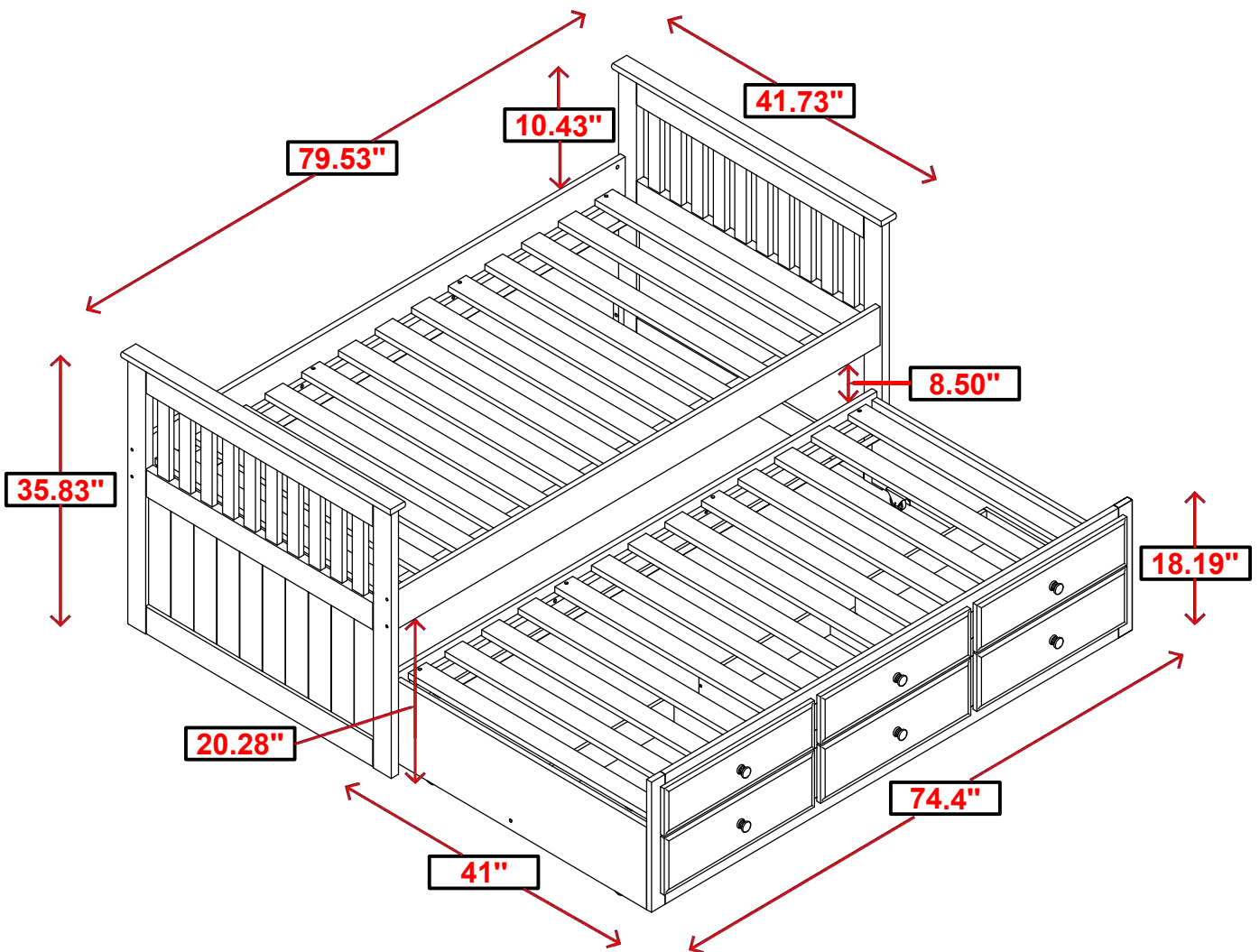
STEP 8 COMPLETE



ITEM: **300107 (B1-B3)**



INNER SIZE FOR DAYBED: 38.78" X 76"
INNER SIZE FOR TRUNDLE: 38.75" X 74.25"



Note: Dimension tolerance $\pm 5\%$