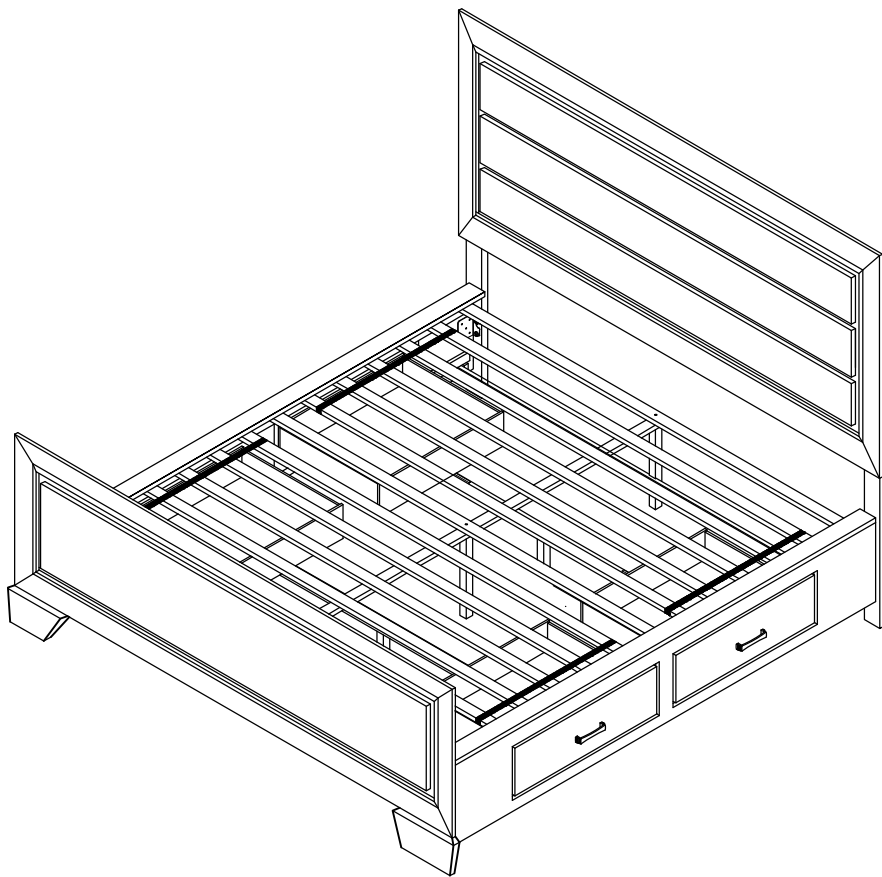




ASSEMBLY INSTRUCTIONS COASTER FINE FURNITURE



Fine Furniture for every stage of life

204190KW (B1-B4) ***California King Storage Bed***

REVISION 0 : 04/08/2016
REVISION 1 : 11/14/2016
REVISION 2 : 11/12/2019

ITEM: 204190KW (B1-B4)

ASSEMBLY INSTRUCTIONS

ASSEMBLY TIPS:

- 1 . Remove hardware from box and sort by size.
- 2 . Please check to see that all hardware and parts are present prior to start of assembly.
- 3 . Please follow attached instructions in the same sequence as numbered to assure fast & easy assembly.



WARNING !

- 1 . Don't attempt to repair or modify parts that are broken or defective. Please contact the store immediately.
- 2 . This product is for home use only and not intended for commercial establishment.

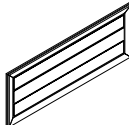
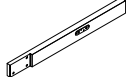
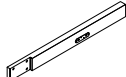
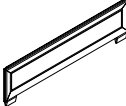


ASSEMBLY TIME

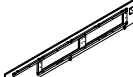
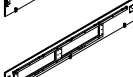
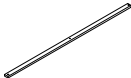

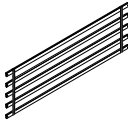

30 MINUTES

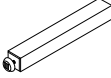
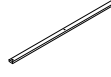


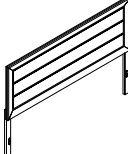
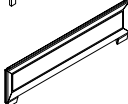
PARTS IDENTIFICATION

B1 (BOX 1)

A	HEADBOARD PANEL		1PC
B	LEFT HEADBOARD LEG		1PC
C	RIGHT HEADBOARD LEG		1PC
D	FOOTBOARD		1PC

B2 (BOX 2)

E	LEFT BED RAIL		1PC
F	RIGHT BED RAIL		1PC
G	BED SLAT WITH 3 HOLES		3PCS
H	DRAWER SLAT		2PCS
I	ROLL SLAT (5PCS)		2SETS
J	STORAGE FOOTBOARD SUPPORT LEG		3PCS

K	CENTER RAIL SUPPORT WITH LEVELER		3PCS
L	CENTER RAIL		1PC
M	BOTTOM CROSS BAR		3PCS
N	RAIL TOP		2PCS
HB	204190KW (B1) FROM BOX 1 HEADBOARD COMPLETE		1PC
D	204190KW (B1) FROM BOX 1 FOOTBOARD		1PC

B3 (BOX 3)

O	DRAWER BOX		2PCS
---	------------	---	------

B4 (BOX 4)

P	DRAWER BOX		2PCS
---	------------	---	------

ITEM: 204190KW (B1-B4)

ASSEMBLY INSTRUCTIONS

ASSEMBLY TIPS:

- 1 . Remove hardware from box and sort by size.
- 2 . Please check to see that all hardware and parts are present prior to start of assembly.
- 3 . Please follow attached instructions in the same sequence as numbered to assure fast & easy assembly.



WARNING !

- 1 . Don't attempt to repair or modify parts that are broken or defective. Please contact the store immediately.
- 2 . This product is for home use only and not intended for commercial establishment.



ASSEMBLY TIME

30 MINUTES

HARDWARE IDENTIFICATION

Z-B1 (BOX 1) - HARDWARE PACK IS LOCATED IN 204190KW (B1)

1 BOLT
(M6 x30mm - BLK)



6PCS

3 FLAT WASHER
(1/4" x13mm - BLK)



6PCS

2 LOCK WASHER
(1/4" - BLK)



6PCS

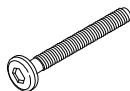
4 ALLEN WRENCH
(M4 x 65mm - BLK)



1PC

Z-B2 (BOX 2) - HARDWARE PACK IS LOCATED IN 204190KW (B2)

5 LONG BOLT
(M6 x50mm - BLK)



5PCS

9 LONG FLAT HEAD
SCREW
(M4 x 32mm - RBW)



43PCS

6 SHORT BOLT
(M6 x35mm - BLK)



8PCS

10 SHORT FLAT HEAD
SCREW
(M4 x 16mm - RBW)



4PCS

7 LOCK WASHER
(1/4" - BLK)



8PCS

11 SMALL ALLEN
WRENCH
(M4 x 100mm - BLK)



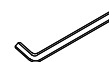
1PC

8 FLAT WASHER
(1/4" x20mm - BLK)



8PCS

12 BIG ALLEN
WRENCH
(M5 x 65mm - BLK)



1PC

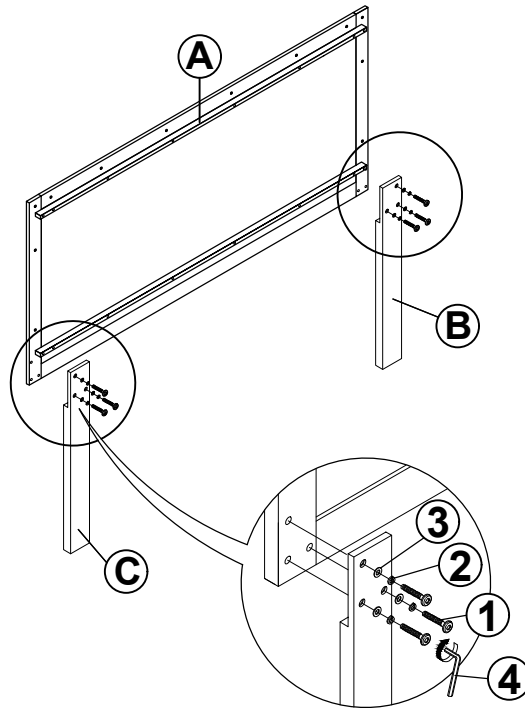
NOTE:

Philips head screw driver in the assembly process ; however, manufacturer does not provide the item

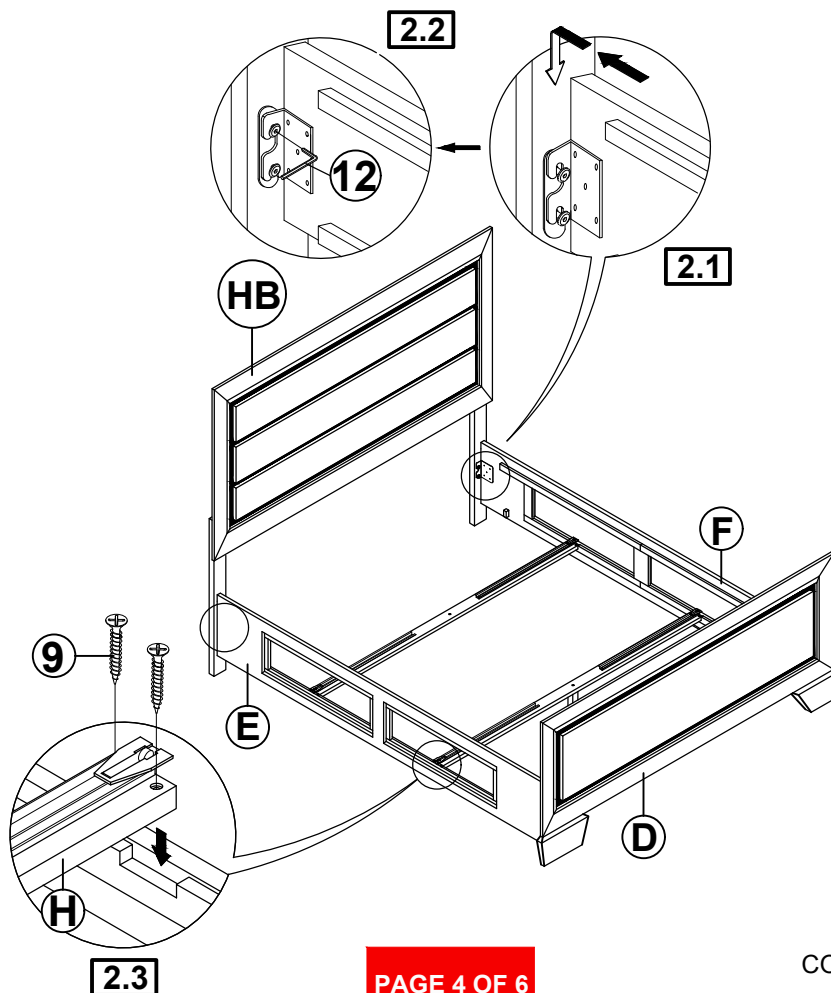
ITEM: 204190KW (B1-B4)

ASSEMBLY INSTRUCTIONS

STEP 1



STEP 2

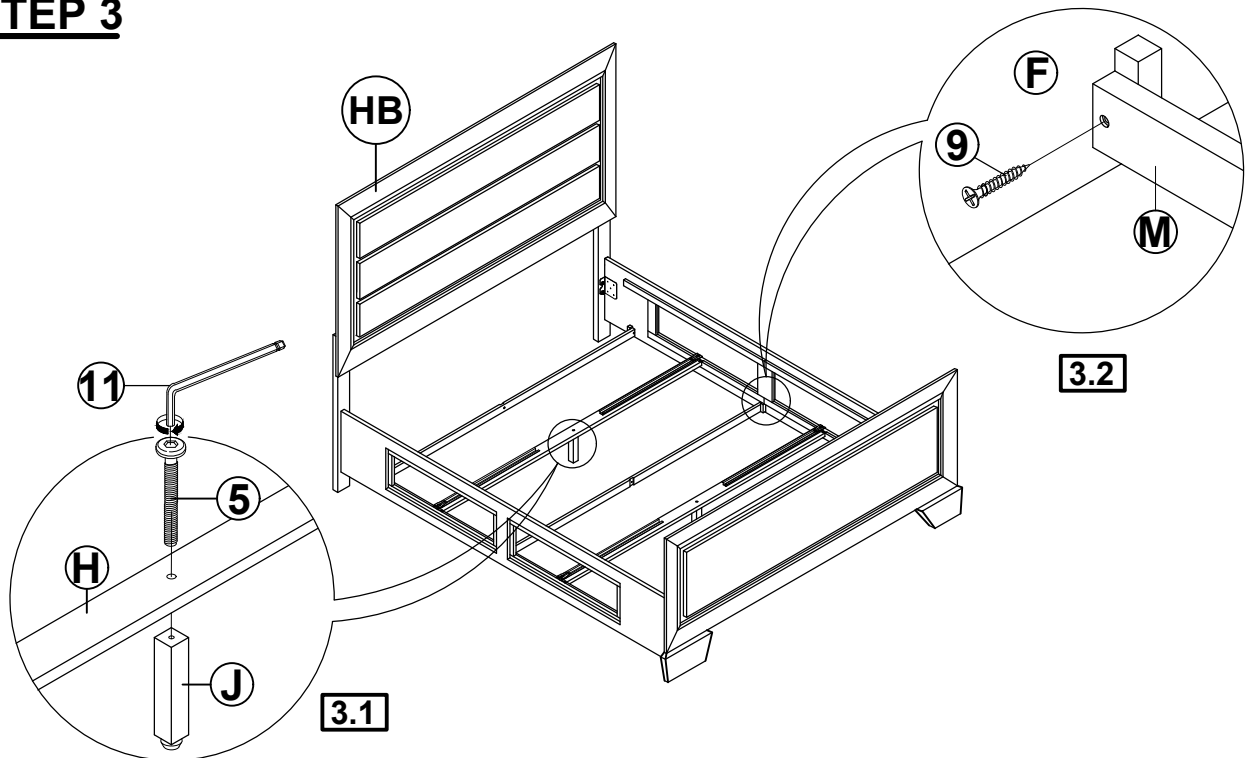


ITEM: 204190KW (B1-B4)

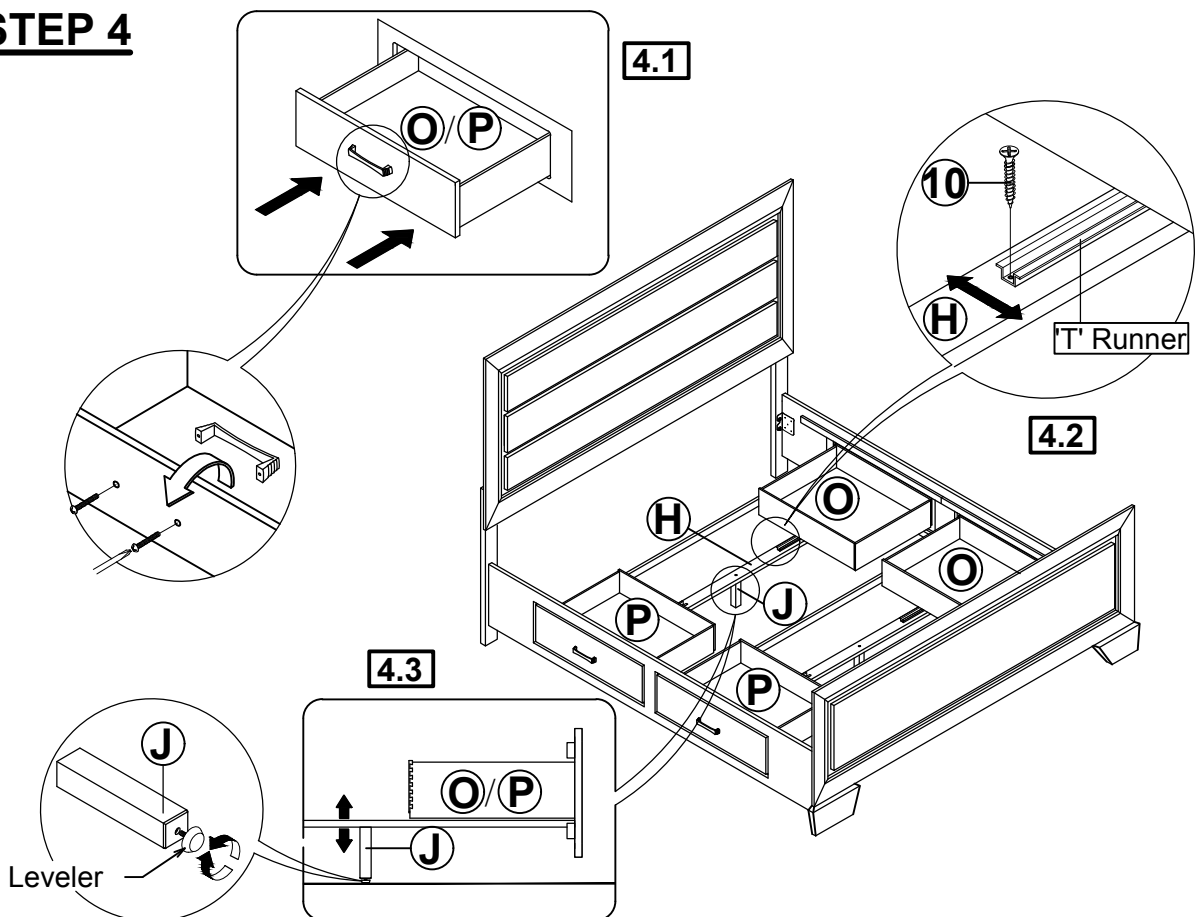
ASSEMBLY INSTRUCTIONS



STEP 3



STEP 4

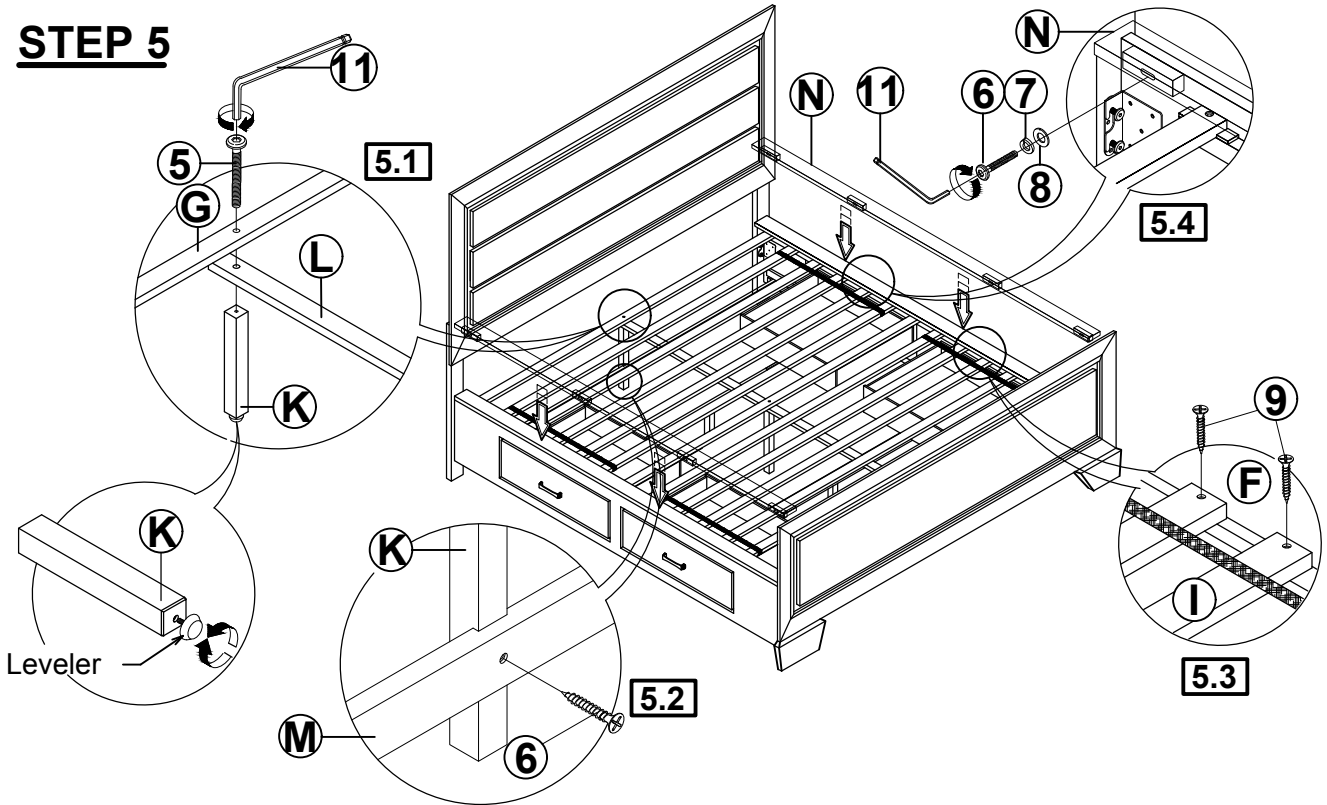


ITEM: 204190KW (B1-B4)

ASSEMBLY INSTRUCTIONS

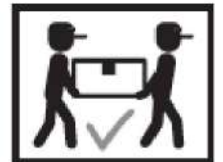
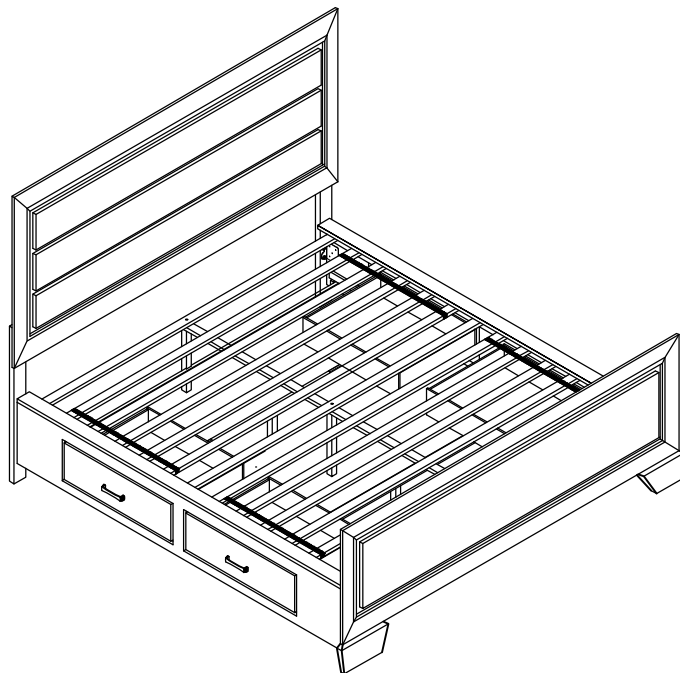


STEP 5



STEP 6

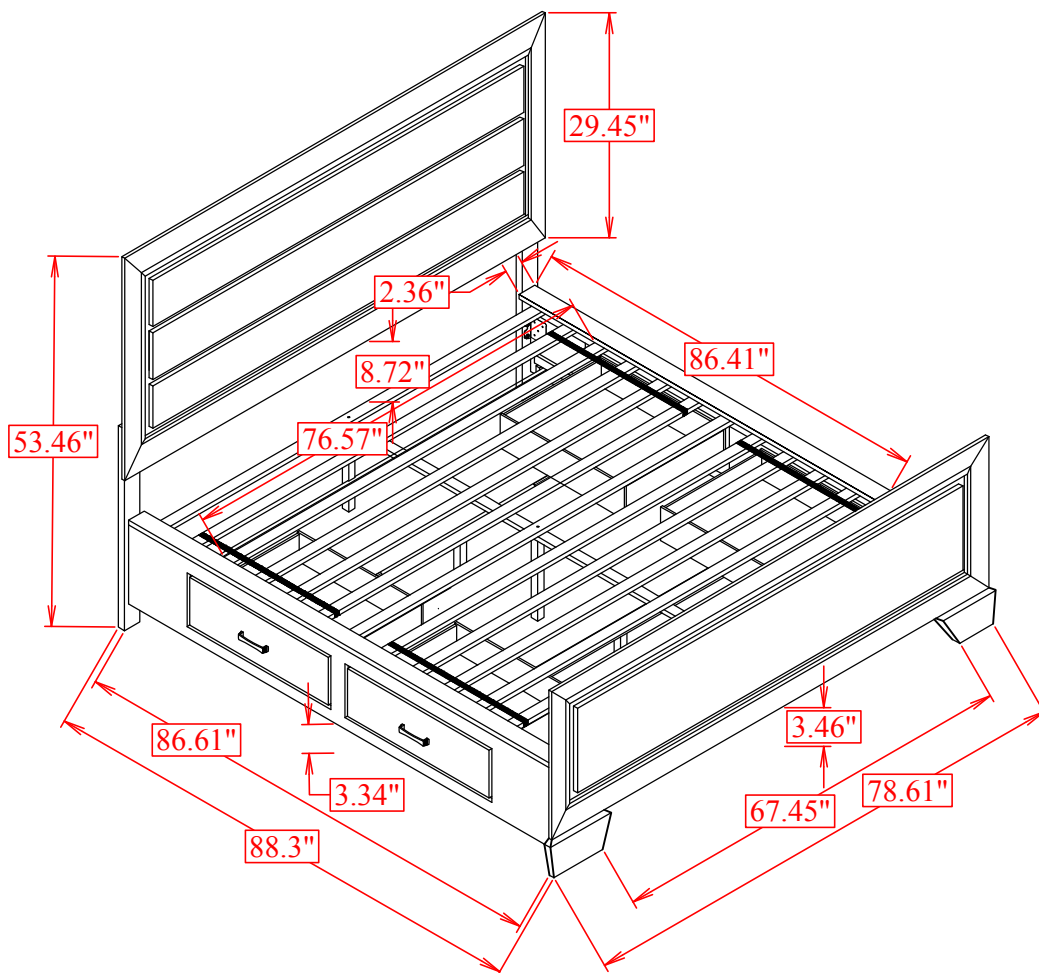
COMPLETE



ITEM: 204190KW (B1-B4)



INNER SIZE : 76.57" X 86.61"
INNER SIZE DRAWER : 5.78" X 17.71" X 24.01"



Note: Dimension tolerance $\pm 5\%$